



JAGUAR TRACKS



News from the San Diego Jaguar Club

March-April 2025



Uncle David's E-Type!

Coventry Cars of San Diego

Jaguar Independent Service

CoventryJaguar.com
CoventryCarsSD@aol.com



We are Coventry Cars of San Diego, the area's finest Independent Jaguar Service and Repair facility. We have over three decades of experience servicing Jaguars, and in that time, we've come to know these unique automobiles inside and out. You can trust our ASE-certified master technicians to provide your Jaguar with the level of care needed to keep it purring along.

*Jaguar Owners
have our
full support!*

With Moss Motors' professional sales staff, engineers, technical team, and a long legacy of service, Jaguar owners can expect top-tier parts selection and availability. And with two warehouses, our delivery is fast across the country. ***Long live the Jaguar.***

800-444-5247 | MossMotors.com/Jaguar



XK120, 140, 150 / E-Type / Early Sedans / XJ6/XJS / XK8 / Late Models



**CLASSIC
JAGUAR**

Presidential Perspective

SDJC Jaguar Tracks Presidential Perspective March-April 2025

Two recent SDJC events were held since the last *Jaguar Tracks*. The first was a visit to the *Yesterday Auto Museum and Hall of Heros* in Sorrento Valley on February 28. The museum was established by Chuck and Amy Spielman to not only display Chuck's stunning collection of classic cars and memorabilia but, as the name implies, to also pay tribute to those who served in the military. This is certainly understandable given that Chuck is an Army veteran himself who served in Vietnam. Annie Howe was responsible for setting up this unique visit.



The second event was another great drive to a local winery, Turtle Rock Ridge in Ramona in this instance, arranged by Diah Avery, Vice President of Activities. I was unable to join the drive to the winery but arrived in time to participate in a tour of the "cave" where wines are aged, blended, and stored. I have been on many winery tours, including my first in 1971 when I toured the Robert Mondavi Winery in Napa Valley not long after it opened. Even with these experiences, I learned numerous new facets about winemaking from Ian Vaux, owner of the winery along with Laurie Wagner. Ian's discussion gave me a greater appreciation of why more expensive wines are just that and are worth it. Details are provided starting on p. 9. On the way home I opted to take a scenic drive on by-roads that run near San Pasqual Valley and the San Diego Zoo Safari Park. It was stunning, especially with the recent rains that have led to verdant terrain wherever I looked. For ~15 miles I felt as though I was in Shangri-La. Upcoming events in April and May include the San Diego British Car Club Council Rolling British Car Day on April 6 and the annual Member Appreciation Luncheon on May 10 (see p. 8). An updated list of all events and dates for the year is provided on p. 4. There are also articles about Jaguar Robo Taxis (p. 12), replacing V12 Cam Cover Gaskets on an XJS (starting on p. 13), and repairing visor droop in later models (starting on p. 16)

I recently read about the coming out of the new Jaguar Type 00 in Paris, as recapped in the Inland Empire Jaguar Club newsletter prepared by associate club member Mike Zavos. Regardless of what one thinks about the Type 00 concept rollout in the press or subsequent photos of the pink and blue models displayed in Miami, one thing became clear to me. After looking at the photo below, it is clear that there is no way I would want to get in or out of this car on a routine basis. I have enough trouble with our XKs. It is a good thing Jaguar is targeting the Type 00 toward a much younger market of drivers than prior buyers.



Dan

Highlights in this Issue

Table of Contents

- 3 Presidential Perspective**
- 5 SDJC Calendar of Events**
- 6 New Members**
- 9 Drive, Wine and Dine – Turtle Rock Ridge Winery**
- 12 Robo Taxis**
- 13 1987 XJS V12 Cam Cover Gaskets**
- 16 Addressing Visor Droop in Later Model Jaguars**
- 21 Notes from the Concours Judge's Tent**
- 23 Hello from the Newsletter Editor**
- 24 SW Region: Concours d'Elegance, Scottsdale**
- 28 SDJC BOD Meeting Minutes**
- 31 Classified Ads and Logo Items**
- 32 SDJC Officers, Directors & Committees**

On the Cover



This month's cover features an E-Type restored by the Newsletter Editor's uncle



C-Type Jaguar at Fleet Week Races
on North Island Naval Station, 2006

SDJC 2025 Calendar of Events

Date, Day	Event	Sponsor(s)	Club
January 11, Saturday	Meet and Drive, Monserate Winery, Fallbrook	Annie Howe	SDJC
February 8, Saturday	Meet and Drive, The Windmill, Carlsbad	Diah Avery	SDJC
March 9, Saturday	Meet and Drive, Turtle Rock Ridge Winery, Fallbrook	Diah Avery	SDJC
April 24-27, Thur-Sun	JCNA Annual General Meeting, Valley Forge, PA	JCNA	JCNA
April TBD, Saturday	Southwest Region Judges Training, Zoom Meeting	Allen & Mayuga	SD& LA
April 6, Saturday	Rolling British Car Day, Menghini Winery, Julian	SDBCCC	SDBCCC
May 3, Saturday	Hands-On Judges Training, Location to be provided	Dave Allen	SDJC
May 10, Saturday	Member Appreciation Luncheon, Location TBD	Nedra Rummell	SDJC
June TBD, Saturday	SW Region Concours d'Elegance, Huntington Beach	Mark Mayuga	SW Reg.
June TBD, Sunday	JOCLA Concours d'Elegance, Huntington Beach	Mark Mayuga	SW Reg.
June TBD, Saturday	TBD		
July 12, Saturday	SDJC Concours d' Elegance, Cancer Survivors Park	SDJC	SDJC
August 9, Saturday	Concours Afterglow, Rancho Santa Fe Golf Club	Dave Putnam	SDJC
September 13, Saturday	TBD		
October 19, Sunday	British Car Day, Tidelands Park, Coronado	Dave Putnam	SDBCCC
October TBD, Sat-Sun	IEJC Concours d'Elegance, Idyllwild, CA	Mike Zavos	IEJC
November 8, Saturday	SDJC Election Luncheon, Location TBD		SDJC
December 6, Saturday	SDJC Holiday Party, Silver Gate Yacht Club	Celia Hunter	SDJC

GREEN - SDJC EVENT PLANS FINALIZED, RED - SDJC EVENT - PLANS NOT FINALIZED, BLACK - EVENTS NOT HOSTED BY SDJC

New Members

Aaron Cunningham – San Marcos
1993 BRG XJS; 2008 S-Type; 2017
X-Pace

Sharon Wozniak- San Diego
2018 S-type coupe

Larry Pirval – Oceanside
2003 XKR; 2007 XJ VDP; 2008 S-
type

SDJC Business Meetings

Business meetings are held monthly on the second Wednesday of the month, starting at 6:30 p.m. via ZOOM. If you would like to participate, call to receive the Zoom log-in information.

Jan 8	July 9
Feb 12	Aug 13
March 12	Sept 10
April 9	Oct 8
May 14	Nov 12
June 11	

A Note to All Members

Do you enjoy the Club's monthly get-togethers, events, drives, luncheons, dinners? Do you know a great place the SDJC Members might enjoy? Do you want to share a favorite drive you've made in your Jaguar? Do you have a favorite luncheon or dinner place that would make a good venue for an SDJC Club? Think about sponsoring one of the monthly events. Please contact any club officer or director to find out what is involved or just to talk about a possible event. The club values participation from its members.

Thank you!



S·N·G
BARRATT
GROUP

YSL 176B

LOCKED & LOADED

SNG BARRATT HAS LOCATIONS IN THE UNITED KINGDOM, FRANCE, THE NETHERLANDS AND THE USA STOCKED WITH OVER 300,000 CLASSIC AND MODERN JAGUAR CAR PARTS AND ACCESSORIES FOR JAGUAR ENTHUSIASTS ALL OVER THE WORLD.

WWW.SNGBARRATT.COM

Web Sites You May Enjoy

Club Information

San Diego Jaguar Club

<https://sdjagclub.com>

Jaguar Clubs of North America (JCNA)

www.jcna.com

San Diego Auto Museum

[Home](#) | [San Diego Automotive Museum](#)

Car Information


Jaguar USA

www.jaguarusa.com

Jaguar information sites

www.jag-lovers.com

www.jaguarforums.com



**A
Timeless
Icon
Deserves
Exceptional
Parts**

NEW, NOS, OE & USED PARTS FOR ALL
JAGUAR MODELS 1947 TO THE PRESENT

1-800-875-5247 DOMESTIC
+1-740-282-8649 INTERNATIONAL
WELSHENT.COM

WELSH

Save the Date

***SAN DIEGO JAGUAR CLUB
MEMBER APPRECIATION LUNCHEON
SATURDAY – MAY 10, 2025 - 11:30***



Mark your calendars now to attend the San Diego Jaguar Club Annual Member Appreciation Luncheon, which is one of the most popular events of the year. This event was introduced in 2006 to celebrate our “new” SDJC members and over the years has evolved to be a special opportunity to show our appreciation for all our incredible SDJC members. Following tradition, all members will be assigned seating by Jaguar model, and as a result everyone has something in common. Enjoy the enthusiastic conversations about our Jags - we love them and enjoy talking about them!

Mark your calendars now and look for an upcoming announcement with venue, menu and cost details.

See you on the 10th
Nedra Rummell

Drive, Wine and Dine – Turtle Rock Ridge Winery

By Dan Jensen

Another SDJC Drive, another winery, and another great day of beautiful weather and good friendship. A group of SDJC members hopped into their Jaguars on March 9 and met up at the Brigantine Restaurant in Poway. After the usual pre-start conversations and driving instructions, the pride set off for the Turtle Rock Ridge Winery in Ramona. It was a beautiful spring day after light rains (finally) and the hillsides were cloaked in lush green grass and vibrant-colored flowers. The ~45-minute drive ended at the picturesque winery hidden off a side road. Once there, food was served on the patio, along with, you guessed it, a variety of very tasty wines.

The event was also used to send John and Deborah Zaharychuk, long-term SDJC members and Jaguar owners, off to their new location in Las Vegas. Once the festivities were over, Ian Vaux, owner of Turtle Rock Ridge Winery, provided a personal tour of the wine cellar on the property. I won't go into the many details Ian provided, but it was enlightening for all of us that heard about Ian and how he ended up owning a successful winery. His explanation of why inexpensive wines lead to hangovers whereas expensive wines are far less likely to do so was worth the trip and tour! As the old saying goes, "Life is too short to drink cheap wine". I now fully agree.



The Allen's XJ8 at the Departure Point



Huw Holwill and Dave Allen E-Type



Drivers Meeting at the Brigantine
Restaurant in Poway



Carl Canales, Huw Holwill, and
Martin and Diah Avery



Our VP of Membership and Fun
Nedra Rummell



Deborah and John Zaharychuk with
their Goodbye Cake



The group at lunch



Bob Taylor and Will and Maritza
Nighswonger



Martin and Diah Avery



Owner Ian Vaux describing steps in the
wine-making process



Ian provides Dave tips on how to take samples from barrels



Jorge Rodriquez, Celia Hunter and Dan Jensen listen to winemaking tips



Dave Allen giving a wine sample the Sniff Test



Bob samples the wine while Nedra looks on



James Waite (front), Elizabeth Waite, Celia Hunter, Dave Allen and Maggie Conway

Robo Jaguars

By Dave Allen

On our recent trip to Scottsdale, we decided to celebrate after the Concours d'Elegance. It was a Sunday evening, the hotel bar was closed, the restaurant next door was closed, so we needed a trip downtown. Uber or Waymo?

Waymo used the Jaguar I-Pace for their autonomous taxi service. They are adorned with a plethora of sensors to enable the fully autonomous driving. The lines of the car are spoiled a bit, but it's still a Jaguar! Waymo is being rolled out across the USA and is currently available in Phoenix and Scottsdale. The I-Pace is Jaguar's first EV and was very well received. It was the 2019 European Car of the Year, 2019 World Car Design of the Year, and 2019 World Car of the Year. It was a fantastic achievement for Jaguar's first EV. What better way to end a Jaguar event, than a "test drive" in a Jaguar? From deciding to use Waymo, to the taxi arriving at the hotel, took about 15 minutes. Downloading the ap was straightforward, and ordering two taxis for our party of five was intuitive.

Our party had three people. Matt was in the front passenger side, with no-one in the driver seat. The drive was smooth – very fluid and natural and traveling at the appropriate speeds. The algorithm is very polished with the "driver" slowing for speed bumps and dips in the road. Overall experience was great – no issues. Matt reported from the front that it was weird having the steering wheel move on its own, but he got used to it after about ten seconds.



These are still a bit of a novelty. For the return trip the area was quite busy, and passers-by were very interested in the vehicle. Some people looked a bit concerned and wished us safe travels! Cost for the trips – about \$8.00 each way, with no tip needed! Would I do it again – absolutely!

Our taxis after dropping us off at the restaurant

1987 XJS V12 Cam Cover Gaskets

By Dave Allen

Jaguars make (made?) some beautiful cars. The catchphrase back in the day was Grace, Pace & Space. Our 1987 XJ-S V12 Coupe has plenty of grace, lots of pace, and ample space for touring. It's a 2+2 with a large practical trunk and even has ashtrays for the kids in the back! When planning for a trip with this 38-year-old car, I make I run through a basic checklist: spare parts, tool bag, overnight bags, and most important if I'm going somewhere nice — a cardboard sheet to catch the oil drips!

However, there gets to be a point where the boot just cannot accommodate a cardboard sheet large enough to catch the drips, and it's time to start re-sealing the engine. Here goes!

First step – where is the leak? Is there only one source?

Well, it turns out there are multiple candidates all very close together:

- Cam shaft covers,
- Half-moon plugs under the cam cover gaskets,
- Oil pressure sensor for the gauge,
- Oil pressure switch for the warning light
- Oil feed banjos for the camshafts

All very close together is nice and convenient, but they're buried under the intake manifolds. Access isn't easy and requires a fair amount of "digging" to reach them, including:

- Depressurize fuel system
- Disconnect battery
- Remove cruise control bellows
- Remove HT leads
- Remove Air rails
- Remove Air filter boxes
- Remove Fuel injection rail, complete with injectors
- Remove Intake manifolds
- Remove primary Coil
- Remove Throttle pedestal
- Drain coolant
- Remove heater hose (for removal of RH cam cover)
- Move AC compressor out of the way


Because of the oil, there were no stuck fasteners, and everything came apart very easily. After a good cleaning I could see there was indeed a substantial oil leak from four of the five suspects. The banjos were dry, which is great news because I think that successfully replacing the crush washers is impossible in situ. There's no room between the engine and the bulkhead.

The actual procedure to replace the cam cover gaskets and half-moon seals is straightforward. I chose the alloy seals rather than the rubber OEM items. The photo gives an idea of the level of digging needed to get to the leaky bits.



Before

This procedure isn't difficult, but it takes time. Some special tools are required, including swiveling sockets, obstruction wrenches and a very small torque wrench for the cam cover bolts. It's time consuming to do this DIY, and I'm sure our local Specialists have seen this "a thousand times" and can make the repair quickly.



After

BTW - It's a good idea to replace the spark plugs while they're easy to get at! I also serviced the distributor and replaced the high tension leads.

Parts Needed with approximate costs.

- | | |
|---------------------------------|---------|
| • O-Ring Air Rail x24 C35779 | \$29.00 |
| • Injector seals x12 EAC2415 | \$27.00 |
| • Oil pressure sender PTR100 | \$39.95 |
| • Oil Pressure Switch PS53206 | \$ 8.95 |
| • Manifold Gaskets x12 | \$33.00 |
| • Cam cover gaskets L&R | \$54.00 |
| • Half-moon seals x2 (aluminum) | \$90.00 |

- Air filter box gaskets x2 \$34.00
- Spark plugs NGK BR7EF x12 \$30.00
- Vacuum advance unit 5440520 \$41.99
- HT leads \$66.00

So how is the engine now? Ready for Rolling British Car Day with no more “cardboard sheet of shame”!





Brake Service
Air Conditioning




servicing San Diego
JAGUAR
Since 1975

Jags Unlimited

760-510-8419
388 Enterprise St.
San Marcos Ca.




Factory Scheduled Service-Transmission-Timing Chain-Factory Computerized Diag.

Addressing Visor Droop in Later Model Jaguar

By Dan Jensen

Jorgene and I have owned nine Jaguars over the past 40+ years and currently own three. As such, I have a good sense of the many things that have given me minimal issues over the years and those that have. One thing not on my list until a few years ago was sun visors. We had no issues with the visors in the first six Jags (XJ6s, XJS, XK8, and XJR) and there were no signs of pending issues when we purchased Jorgene's 2007 XK convertible in 2013 or our 2013 XJ in 2016, both mile 50K+ miles.

In 2018 during servicing of the XJ, the service record noted that "both sun visors are loose". I don't recall if I noted an issue at the time. However, within a year, both visors were drooping 1-2 inches and gave a very distinct "snap" when closed. These were very unJaguar-like behaviors, so it was time to address the issue.



The visors are designed to gently tuck back up against the headliner when closed. I suspected this was part of the problem but didn't come across any fixes for this issue on the Internet at the time, either for Jaguars or other marques. As such, I opted to buy a set of used visors from a 2011 XJ with 19K miles for \$495/pair, vs. buying a new set from Jaguar at over \$600/ea. I assumed they would not suffer the same fate as those in our XJ during the time we would likely own the car. Removal of the old visors and installation of the new ones was straightforward: remove the plastic cover over each swivel, remove two small bolts, disconnect the electrical lead, and reverse the process to install the new visors.

Things went without issue until last fall when the problem started to recur. Not only that, the visors in the XK were displaying the same behavior. I knew I needed to find a way to address the

issue that did not involve buying sets of used visors for both cars, which would again likely fail. This led me back to the Internet.

Over the years since I first researched the issue, many posts have been added on Jaguar forums, and other car forums as well. Many of these posts describe how to address the issue. The simplest was to use a binder clip over the visor fabric to hold the pivot mechanism in place. It was suggested this is also a handy place to hold business cards! The author was right. This is very effective, low cost, and essentially no risk. However, it is unsightly and a bit of a band aid on the underlying issue.

More complex solutions were also posted, some in detail with photos. These included removing the visor from the car and then pulling off its fabric cover, disassembling the swivel/retaining mechanism within the visor plastic frame, and finally adding small screws, small nuts and bolts, pop rivets, etc., to hold things together. None of the solutions sounded particularly appealing to me since they entailed a fair amount of work as well as the risk of irreparably damaging the ≥15-year-old plastic components. However, during my review I came across a post from Martin B on the *Jaguar Forum XK Forum*. He stated *“Repaired the two droopy visors on 2007XKR by following these instructions but instead of screwed, glued with Loctite Plastics Bonding System (\$6). Clamped overnight and a permanent fix.”* What then really caught my attention was a follow-up post he made: *“This repair is now 4 years old. With recent conversation on droopy visors, I thought an update on current status might help. So I can continue to recommend the Loctite Plastic repair. A repair that is invisible.”*



I thought this sounds like a low-cost (\$13 from Amazon), low-risk approach that requires minimal effort. I thanked Michael B and expressed my hope that this would work for both the XJ and XK visors. It did.

The following is a step-by-step description of how I performed the repairs on the XJ. Other than a few minor differences, the steps are the same on XKs.

1. **Remove the visor.** As noted above, the initial steps are removal of the plastic cover from the mounting bracket followed by removal of the two Torx bolts holding the bracket in place.



2. **Remove the visor from underneath the headliner.** This can take a bit of gentle pulling down on the headliner while also pulling on the electrical leads. Take your time and use the minimum force needed. Once free, disconnect the leads and remove the visor from the car.



3. **Remove the headliner.** This can be done by using a utility knife or similar tool. This does not require much effort as there are only four small clips that snap in place.




4. **Look for a gap between the two halves of the plastic “clamshell” holding the pivot rod.** The opening will increase and decrease as the pivot rod is rotated via the bracket. The photo on the left shows the gap in one of the XJ visors. The photo on the right shows the gap in one of the XK visors.



Gaps



5. **Follow the instructions of the Loctite package.** First clean the surfaces to be bonded. Remove the caps from the glue and activator-primer tubes per the instructions. Apply the activator-primer to both clamshell mating surfaces. Wait ~60 seconds. Then sparingly apply glue to one surface only.
6. **Hold and then clamp the clamshells shut.** The instructions state to press and hold the surfaces together for 30 seconds and that full strength is obtained in 12-24 hours. After holding for a minute or so, I opted to apply force with clamps that are normally used to hold home termite tent sections in place (very strong, much stronger than needed), with ice cream bar sticks to spread the load. Ordinary large binder clips will probably work as well.



Glued interfaces



7. **Wait 24 hours, test and reinstall.** A full day is probably longer than needed, but I saw no reason to not play it safe.

These steps were followed for the four visors in both cars and after ~6 months, all are working like new.

I'll add a couple of notes.

1. Ordinary "superglue" is not a substitute for the Loctite bonding system. I tried this when I started the repairs on an XK visor. I followed the steps above, but didn't use the activator-primer since I didn't have a bonding set on hand but did have superglue. The result was that after 24 hours of clamping the glued clamshell halves, they separated the first time I rotated the bracket in my hand. My assumption is the activator-primer is just that and without it, a firm joint is not produced. I repeated the process on the same visor using the bonding system and, like the bonds in the other visors, it has help tight.
2. The visor problem is not unique to Jaguar. I noticed similar discussions on the forums of other marques. Jaguar, and likely other car manufacturers, doesn't make visors themselves, even if Jaguar is embossed in the plastic on the clamshell surface. They are supplied to them by an outside supplier. A Jaguar Forum post indicates that Grupo Antolin is a Spain-based OEM of Jaguar headliners, headliner textiles, lighting consoles, and sun visors. The Grupo Antolin website states "On 31 August 2015, the company announced the acquisition of Magna Interiors, the interiors business of [Magna International](#)". Thus, the visors could have been manufactured by Magma. Magma, as you may recall, built the I-Pace for Jaguar.

Notes from the Concours Judges Tent

2025 Season

By Dave Allen, Chief Judge, San Diego Jaguar Club



The Concours Schedule is in full swing already. Last month I was the Guest Chief Judge for the Central Arizona Concours in Scottsdale. I held a special Judges training session via Zoom on January 18th to ensure everyone was certified for the event with the 2025 Rule Book.

As I mentioned in the last Newsletter, the 2025 Rule Book updates are largely clarifications of existing rules with a couple of new rules. The most important rule changes are in the table below:

Certification Element	Old Rules	New Rules
Rule Book Test	Every Three Years	Every Year
Judge's School	Every Year	Every Three Years*

* Attendance more often is encouraged!!

The Judge's School for this year will be May 3rd at Nedra Rummell's beautiful home in Carlsbad. Registration is open on the website. Hands-on is a fun event. Judging a few cars at a leisurely pace and finally judging a car in the regulation 15 minutes. It's a great event for new judges to practice, and for experienced judges to pass on a few tips. If you're interested in becoming a Judge, it's still not too late to join!

Top tip: If you're wanting to enter your car into Concours this year, bringing it to the Hands-on training event will get you a comprehensive assessment of its condition. Bring it for a free practice Concours!

We are continually looking for a few good women and men to become new Concours Judges. The process of becoming a judge is simple and there's never been a better time with all the training coming up! Note that judges can focus on models they have the most familiarity, or study with experts on models they want to appreciate more thoroughly.

About model familiarity: If I haven't mentioned it before, I became a judge to help get a better understanding of authenticity nuances for my E-Type restoration, which has been ongoing since 2016. At no point did I want a Concours car, but I did want it to be correct. I'm originally from Sheffield, England – a steel town that made some (most?) of the Parts for Jaguar. For example: early E-Types have a rather elegant tool kit with SSP branded pliers. SSP is Sheffield Steel Products. The clutch was made in Sheffield, by Laycock. I remember taking a school trip there when I was about 12 years old. I have a rather romantic notion that my car was made of parts made by my neighbors. I digress, which always seems to happen when talking about Jaguars. I really like Judging because it's an excuse to check out beautiful cars up close; from the historic to the modern, I like them all. Judging offers a chance to see magnificent restorations and well-cared-for original cars. I like the inspections, but less so the deductions, I mean they're all basically perfect. However, the Concours d'Elegance is a competition, so graduations are needed to separate the sublime from the exquisite. Accurate judging is essential to provide standardized scores across the whole of JCNA – hence to focus on Judge training.

The season is well and truly underway. We have started preparing our XK8 for entry this year. It's a 2002 Convertible, and I'm looking forward to showing it, probably at all the remaining Southwest region Concours events this year.

- April 5, Jaguar Club of Southern Arizona - La Encantada Plaza - Tucson
 - June 7, LA Club Concours - Huntington Beach Central Park
 - June 8, SW Regional Concours - Huntington Beach Central Park
 - July 12, SDJC 61st Concours d'Elegance - Spanish Landing Park, San Diego
 - October 4, Inland Empire Jaguar Club Concours d'Elegance - Idyllwild Inn
- Elsewhere in this edition of the Jaguar Tracks, I've included a brief recap of the JCCA Concours, which was a fun event!

If you are interested in becoming a Judge, or competing in a JCNA Concours d'Elegance, please reach out to Dave Allen, Chief Judge, 858-335-0763.

Remember my E-Type restoration? Well, it developed into more of a Concours rebuild than I expected, and it may even be finished by next year! My quest to learn more about E-Type nuances was realized, and now I've been asked to review the new JCNA E-Type Series 1 Judging Guide! Thank you to my Judge mentors!

If you have any questions about becoming a judge or JCNA Concours d'Elegance participation, please contact me chiefjudge@sdjagclub.com or phone / text (858) 335-0763.



Dave Allen

Chief Judge, San Diego Jaguar Club

Hello from the Newsletter Editor

Tim Calver

Hi everyone,

Newsletter number 3 here from the editor-in-chief, Dan is still being beyond patient with me, so thanks for your help and guidance, Dan.

I put a very special E-Type on the front cover of the newsletter for this edition. This was my uncle's E-Type, one of many cars that he restored lovingly. David Pearcey owned Swan Hill Garage in Shrivenham that is just on the outskirts of Swindon. He lived right next to his garage with his wife, Wendy, and two children, Matt and Simon (my cousins). Over the years I loved stopping by and seeing his restorations in progress. His Jags were restored to perfection down to the toolkit. David's life was sadly cut short at the age of 67 from pancreatic cancer.

The picture to the right is of David's Mark II and his E-Type.

I hope you all enjoy this issue, see you on a future drive!

Tim
1975 XJC



SW Region: Concours d'Elegance #1

JCCA- Scottsdale- Feb 23 2025

By Dave Allen

The 2025 season is well under way, and this was the first Concours of the season for the Southwest Region. Was I asked? Did I volunteer? Who knows? But however, it happened I am proud to have been the Guest Chief Judge for the Jaguar Club of Central Arizona Concours d'Elegance! Support from San Diego also included guest Judges Nedra Rummell and Matt Allen. Mike Zavos from the Inland Empire also supported as a Judge.

We also caught up with prior SDJC Members Mitch and Parvin Cohen. Living in Arizona must suit them, they both look very well!

There was a good turnout, and the cars were exceptionally well prepared.

I learned a lot from the Concours, and I'm interested to see what elements we can incorporate into future San Diego events. The venue was a financial center business park and provided an excellent scenic setting for the Concours. Lunch was catered, there was a live band and a hosted bar!



Marie Allen, Mitch Cohen, Nedra Rummell and Parvin Cohen



Matt Allen Judging



Mike Zavos (President Inland Empire Club) –
I-Pace



Dave Allen with Rosemary Price (JCCA
Concours Chair)



The weather was gorgeous!



Steve Kennedy – JCNA Concours Rule
Book Editor and JCNA Secretary –

From a diverse selection of fine, classic Jaguar examples available from our showroom...



1971 XJ6 4.2 Sedan
VIN: 1L616198W

1948 Jaguar Mark IV
VIN: 517063

1965 E-Type Series I OTS
VIN: 1E10758

1963 Jaguar Mark II Sedan
VIN: P220371

To providing unparalleled dedication, service & experiences for collectors for over 30 years,

CLASSIC SHOWCASE IS THE SOURCE FOR ALL THINGS JAGUAR



SPECIAL ANNOUNCEMENT!
Classic Showcase is pleased to announce the opening of the Coventry Foundation's West Coast library and tool-loan program, hosted at our facility in Oceanside, CA. This program is now open and available for current JCNA Club members and Coventry Foundation Patrons and Sponsors. The library is featuring the

• VEHICLE ACQUISITIONS

When you sell your car to Classic Showcase, it will be marketed to Jaguar collectors who appreciate the history and provenance of these cars. After acquiring your car, Classic Showcase will bring it to the next level to enhance all of its of beauty and performance. We care about the marque, and want to help preserve these Jaguars for generations to come.

• CLASSIC JAGUAR SERVICING

Because your classic isn't an everyday car, it will need preventative services and freshening up. Finding a Jaguar Specialist can be a time consuming and stressful endeavor that can lead owners to the point of doing nothing with their cars. We'd like the opportunity to help reduce that frustration and let you get back to the full enjoyment of the car. Let our specialists service your classic and provide you with a no-hassle experience!

• RESTORATION SERVICES

Our services are for the Jaguar enthusiast who wants the restoration done their way. Here, you set the standards, specifications, and any other options or features you desire. Once set, the team at Classic Showcase will put our staff of dedicated craftsmen to work on making your personalized Jaguar vision a reality!

• PERFORMANCE UPGRADES

Have you always wanted to have more comfort and improved performance from your Jaguar? There is no limit to the possibilities that we can achieve with your car! Talk to a Classic Showcase representative about designing your dream Jaguar. Comfort options include: interior upgrades, insulation, custom sound systems. Performance options: 5-speed, Webers, Headers, Electronic ignition, lightened flywheels, high torque starters, alternator conversions, increased horsepower. Style upgrades: Removed bumpers, customized and fabricated driving lights, and much more!

• CONCOURS PREPARATION

PRE-SHOW: Before your Concours event, ask us to pre-judge your car, and we'll tell you what it needs to reduce deductions in scoring. Let us do a complete detail to prepare for your Concours! **POST-SHOW:** After you may

Matt Allen Judging



Classic S

Where Great Cars Achieve Perfection • Jaguar Specialists

www.classicshowcase.com

California, USA • Restoration: +1 750-753-5119 • Showroom: +1 750-753-5100 sales@classicshowcase.com



JAGUAR SAN DIEGO

NEW VEHICLES ▾ ALL-ELECTRIC ▾ PRE-OWNED VEHICLES ▾ SELL/TRADE

SPECIAL OFFERS ▾ SERVICE & PARTS ▾ SHOPPING TOOLS



WE'VE MOVED!

YOU'LL FIND US JUST 4 BLOCKS EAST
ON THE CORNER OF PADGETT ST

9320 MIRAMAR RD, SAN DIEGO

Proud members of

Holman
AUTOMOTIVE



PHONE NUMBERS:

Main: 866-691-2184



SALES HOURS:

Mon - Fri	9:00 AM - 8:00 PM
Sat	8:00 AM - 7:00 PM
Sun	11:00 AM - 5:00 AM



SERVICE HOURS:

Mon - Fri	7:00 AM - 6:00 PM
Sat	8:00 AM - 3:00 PM
Sun	Closed



PARTS HOURS:

Mon - Fri	7:00 AM - 6:00 PM
Sat	8:00 AM - 3:00 PM
Sun	Closed

SDJC Board of Directors Meeting Minutes

James Waite

March 12, 2025

Call to Order / Attendance:

The Meeting was called to order at 6:30 pm via Zoom Video Conference by the Club President.

The officers present were Dan Jensen, President; Nedra Rummell, 2nd Vice President, Membership; Dave Allen, Treasurer and Chief Judge; James Waite, Secretary; Tim Calver, Newsletter Editor; Matt Allen, Webmaster; Tim Bennett, Director; Al Steele, Director; Terry Tilton, Director and Auto Museum Representative; and Marie Allen, Historian.

Board Reports:

- **Secretary's Report:** James reported that the Minutes of the February 12, 2025 meeting were approved electronically and forwarded to the Newsletter Editor.
- **Treasurer's Report:** Dave A. reported that for February, the activities include SDJC dues income of \$1,200.00. The expenses for February were \$6,129.14, comprising AGM delegate expenses (\$320.00), bank fees (\$81.96), JCNA dues paid (\$5,555.00), hard copies of the Concours Rule Books (\$166.68), and the domain email accounts (\$5.50). Overall, we had a net expense of \$4,929.14 for the month which is due to the time phasing of SDJC dues receipts and dues payable to JCNA. The Club's finances remain healthy, as shown in the Treasurer's Report provided to the Board.
- As to the Coventry Foundation – He has not yet been able to continue our support of the Coventry Foundation as the payment portal is non-functional. Nedra said she would notify the Foundation.
- As to the certificate of deposit - The Bank of America CD will mature at the end of this month. With Board approval, Dave suggested we allow the CD to roll over to a new 12-month term CD at 3.25%. The Board discussed the action. A Motion to reinvest the CD for a 12-month term was submitted by Dave A., seconded by Dave P., and approved unanimously.
- **Activities Report: 1st Vice President, Activities:** Diah reported by email.
- As to the Spielman Museum Tour – She and Nedra provided a recap of the event.
- As to the drive to Turtle Rock Ridge Winery – She and Nedra provided a recap of the event.
- As to the Rolling British Car Day in April – She reported that our website shows that the event registration is closed. She suggested we reopen the event to keep track of attendees. The Board agreed and Matt will reopen the event.
- As to the remaining events in 2025 and planning for 2026 – She received a catering packet for the August event from the Rancho Santa Fe Golf Club and is awaiting another catering packet for the Holiday party at Silver Gate Yacht Club.

- As to May 10, SDJC Member Appreciation Lunch in May event, Nedra reported she is working on a venue and pricing. She will report back.
- **Membership Report – 2nd Vice President, Membership:** Nedra reported that:
 - Since our last meeting, we had two new members: Aaron Cunningham and Larry Pirval. A Motion to Accept the new members was submitted by Dave A., seconded by Nedra, and approved unanimously.
 - The new member listing, the roster, the SDJC Membership Directory, and the SDJC Ownership Directory will be updated and forwarded to the Webmaster.
 - The 2025 SDJC membership renewal process is continuing. We currently have 113 members at this time compared to 131 in 2024. We have 3 associate members compared to 6 in 2024. Nedra was able to contact 12 of the 39 members who had not renewed. She will send snail mail letters to those members whom she was not able to contact informing them their membership has expired but offering them an opportunity to renew and have their original membership number reinstated.
 - The Board discussed the causes of the decline in membership. Nedra reported that, as in the past, members are not renewing because they are moving, have health issues, sold their car, or are no longer interested. We discussed the possible other factors, including the cost/type/location of events, the announcement of a new direction for JLR, marketing directed to different demographic profiles, loss of local repair shops, dealers not servicing Jaguars older than 10 years, and future reduction of dealerships by approximately 50%. The Board discussed the issues of membership, events, revenue, direction of JLR, direction of our Club, and the proposed survey.

Action – Nedra suggested that we send a survey to each of our members as well as a modified survey to those members not renewing. The options are for snail mail with a stamped return envelope and/or an electronic version. It was agreed that Nedra would supply paper, envelopes, and printing, and SDJC would cover mailing costs which would be approximately \$150. She believes the surveys will provide an updated profile of our members, indicate what they expect from the membership investment, and serve as a guide to future events and costs. The Board approved sending out the survey.

- **Jaguar Tracks Newsletter Report:** Tim C. reported that he is working on changing the formatting of the newsletter to be more dynamic and better integrated with our website. He is also working on how to attract a younger demographic to our Club. The Board discussed how to cover events and related photographs in the newsletter.
- **Webmaster Report:** Matt reported that he continued to update the website, event photographs, classifieds, and advertiser's page; added upcoming event flyers; emailed the newsletter; added some new higher quality scans of older Jag Tracks made by the Historian; further investigated eblasts from sdjagclub.com instead of Wild Apricot; and hosted the Zoom meeting.
- As to the redesign of the website - Matt looked at using Wix to update the website. While it offers far more flexibility for web design than our current provider, he does not know how to use Wix or design a website from scratch. It's not just the 'look and feel' but also the invoicing, and "back end." He may need technical help to set up a new website.
- As to the listing of upcoming events – Matt asked the Board if the list of upcoming club events should be posted in a public space on the website. Members are having trouble finding upcoming events on the website. The website currently uses a filter to display the events. If the user is not logged on, the

SDJC "private" events are hidden, and only "public" events are displayed such as British Car Club and Concours d'Elegance (which do not require JCNA or SDJC membership). It is thought that this was a decision based on privacy concerns. Matt suggested that we make all upcoming events public so it's easier for members and nonmembers to find events. If the events are public, perhaps we will get more attendees. The Board discussed the issue and decided to make the list of events public and to redesign the website so the list of upcoming events is on the home page and user-friendly.

Functional Chair Reports:

- **Advertising Sales in *Jaguar Tracks*** – Dan reported that all vendors have paid for the year.
- **Auto Museum** – Terry – Nothing to report. Dan reported that he recently went to Cars and Coffee at their facility and following the event, entrance to the museum is complimentary. He noted the presence of a beautiful XJ220 on display (license plate "Bad Kitty") along with five other vehicles in the Supercars exhibit.
- **San Diego British Car Club Council (SDBCCC)** – Dave P. reported that for SDBCCC Rolling British Car Day on April 6, there is no pre-registration. Participants need only show up and pay the \$20 entrance fee.
- **Concours Chair** – Dave A – Nothing to report.
- **Property Manager** – Dave A. – The location of the new storage unit in Rancho Bernardo is "wonderful" and a big improvement over the prior facility, and at a lower monthly rental fee.
- **Chief Judge** – Dave A. reported that he received seven 2025 updated judge's rule books in readiness for the new season. The hands-on Judge's Training event is scheduled for May 3, at Nedra's home. The JOCLA Concours is scheduled for June 7, followed by the SW Regional Concours on June 8. This means the club judges re-certifying on May 3 will meet the "30 days prior" rule for the Los Angeles events.
- He was invited to attend the Jaguar Club of Central Arizona Concours as their Chief Judge. Their Concours was held on February 23, and supported by guest judges Matt Allen, Nedra Rummell, and Mike Zavos. The Concours was a "full-featured" event with an evening banquet, catered lunch, a hosted bar, live music, and to which the local Jaguar dealer brought vehicles. Everyone had a great time.
- **Dealer Representative** – Jim H. – No report.
- **Raffles / Roster / Awards** – Nedra – Nothing to report.
- **Social media** – Diah and Tim C. – Nothing to report.
- **Historian** – Marie reported that she is working on rescanning past newsletters.
- **JCNA Updates and Concours News** – Nedra – See below under New Business.

Old Business:

- Update of Facebook page – Diah - Nothing to report.
- Update of Website and Newsletter – Tim C./Dave A./Matt – See above.

New Business:

- As to the AGM Meeting and Election – Nedra asked how the Club wishes to cast their votes on the candidates. The Board discussed the candidates and advised Nedra on how to cast our votes.
- As to the potential hosting of future AGM – Nedra reported that she is researching the Club hosting a future AGM event. She is gathering information, costs and creating a budget. She will report back.
- As to SPAM e-mails – Dan reported that the members are still receiving spam emails and to be wary. The Board advised that no BOD member will be asked to expend funds on behalf of the Club or a member.

Director's Reports and Other Comments:

- a. Tim B. – Tim provided his perspective on the recent Robb Report discussing recent moves by JLR and the pending Type 00 Jaguar.
- b. Dave P. – Nothing to report.
- c. Al – Nothing to report.
- d. Terry – Nothing to report.
- e. Others – Nothing further to report.

Adjournment / Next Meeting:

The Meeting was adjourned at 7:58 p.m. The next board meeting is Wednesday, April 9, at 6:30 p.m. via Zoom Video Conference.

Respectfully submitted,
James Waite, Secretary of SDJC

San Diego Jaguar Club Classified Ads

Jaguar. Or maybe you have one too many Jaguars and want to reduce your inventory. In either case, click **HERE** to go directly to the SDJC Classified Ads. The ads include details and up to 9 photos of each car!

Classified Ads are now displayed only on the Club Website.

SELL YOUR CAR WITH US ON OUR WEBSITE

**To place your ad:
Contact Matt Allen**

<https://sdjagclub.wildapricot.org/Classified-Ads>

The ads include details and up to 9 photos of each car.

Hey, where's your NAME TAG! Don't you need a new GRILL BADGE? You know that POLO SHIRT is looking kind of dated, time for a new one? These CLUB LOGO ITEMS and more from SDJC and LAND'S END are just a click away on our SDJC Home page. To get there right now just click <https://sdjagclub.wildapricot.org/OnLine-Store>

San Diego Jaguar Club Officers, Directors, and Committees

Elected Officers

President

Dan Jensen (through 2024)
President@sdjagclub.com

1st Vice President, Activities

Open
Activities@sdjagclub.com

2nd Vice President, Membership

Nedra Rummell
Membership@sdjagclub.com
(760) 519-5400 cell

Treasurer

Dave Allen
Treasurer@sdjagclub.com
(858) 335-0763

Secretary

James Waite
Secretary@sdjagclub.com
(714) 473-8846 cell

Newsletter Editor, Jaguar Tracks

Tim Calver
Editor@sdjagclub.com
(858) 449-0295

Webmaster

Matt Allen
Webmaster@sdjagclub.com
(858) 208-6475

Directors

Tim Bennett (through 2027)
tbennett@imageoptions.net
(949) 289-8176

Al Steele (through 2024)
al.steele.586@gmail.com
(858) 272-0604
(858) 204- 5913 cell

Dave Putnam (through 2024)
dputnam3432@gmail.com
(614) 783-3475

Terry Tilton (through 2027)
ttilton@san.rr.com
(858) 336-8083

Functional Chairs

Advertising Sales, Jaguar Tracks
Dan Jensen
Advertising_Sales@sdjagclub.com

British Car Club Council Rep
Dave Putnam
dputnam3432@gmail.com
(614) 783-3475

San Diego Auto Museum Rep
Terry Tilton
ttilton@san.rr.com
(858) 336-8083

Chief Judge
Dave Allen
ChiefJudge@sdjagclub.com
(858) 335-0763

Concours Chair

Open
Concours@sdjagclub.com

Club Historian

Nedra Rummell
Membership@sdjagclub.com
(760) 519-5400 cell

Roster

Nedra Rummell
Membership@sdjagclub.com
(760) 519-5400 cell

Dealer Representative

Jim Hallameyer
jimhallameyer@cox.net
(619) 440-7893
(619) 993-7892 cell

Photographer

Matt Allen
matthewa11en02699@gmail.com
(858) 208-6475

Property Manager


Open
Webmaster@sdjagclub.com

Raffles

Ali Proctor & Nedra Rummell
aliproctor3@gmail.com
(760) 473-6728
Membership@sdjagclub.com
(760) 519-5400 cell

Our Fantastic Sponsors!

Just Ctrl + Click on the images here to learn more about our great advertisers.



A Timeless Icon
Deserves Exceptional Parts

NEW, NOS, OE & USED PARTS FOR ALL JAGUAR MODELS 1947 TO THE PRESENT

1-800-875-6247 DOMESTIC
+1-760-382-8647 INTERNATIONAL
WELSH.COM



S.N.G. BARRATT GROUP

LOCKED & LOADED

SNG BARRATT HAS LOCATIONS IN THE UNITED KINGDOM, FRANCE, THE NETHERLANDS AND THE USA STOCKED WITH OVER 300,000 CLASSIC AND MODERN JAGUAR CAR PARTS AND ACCESSORIES FOR JAGUAR ENTHUSIASTS ALL OVER THE WORLD.

WWW.SNGBARRATT.COM



Jags Unlimited

760-510-8419
388 Enterprise St.
San Marcos Ca.

Factory, Schalter, Service-Transmission-Teaching, Chassis-Factory, Computerized, Shop

Jaguar Owners have our full support!

With Moss Motors' professional sales staff, engineers, technical team, and a long legacy of service, Jaguar owners can expect top-tier parts selection and availability. And with two warehouses, our delivery is fast across the country. *Long live the Jaguar.*

800-444-5247 | MossMotors.com/Jaguar



CLASSIC JAGUAR

XK120, 140, 150 E-Type Early Sedans XJ6/XJS XK8 Late Models

From a diverse selection of line, classic Jaguar examples available from our showroom...



1971 XJS 4.2 Sedan VIN: 1L6 010704
1948 Jaguar Mark IV VIN: B17623
1965 E-Type Series I OTS VIN: B10705
1963 Jaguar XK150 VIN: B10701

To providing unparalleled dedication, service & experiences for collectors for over 30 years,

CLASSIC SHOWCASE IS THE SOURCE FOR ALL THINGS JAGUAR

VEHICLE ACQUISITIONS
When you sell your rare classic Jaguar, it's all in the hands of the experts at Classic Showcase. We have the ability to help you maximize the value of your car, and we'll take care of everything from the sale to the delivery of your car to the buyer.

RESTORATION SERVICES
Classic Showcase offers a full range of restoration services, from minor touch-ups to complete overhauls. We have the expertise and resources to bring your classic Jaguar back to its original glory.

PERFORMANCE UPGRADES
If you're looking to improve the performance of your classic Jaguar, we can help. We offer a variety of upgrades, including engine work, suspension, and braking systems.

CLASSIC SHOWCASE
Where Great Cars Achieve Perfection • Jaguar Specialists
www.classicshowcase.com
San Jose, CA • 408-299-9115 • 408-299-9116 • 408-299-9117

Coventry Cars of San Diego
Jaguar Independent Service



YOUR AD HERE!

See rates on next page.

Just contact:

Advertising_Sales@sdjagclub.com

Advertising Rates

Classified Ads

Ads for cars, parts, merchandise, etc., for sale by SDJC members will be run free of charge for six consecutive months. The Non-member rate is \$40.00 for four consecutive months.

Display Ads

Multiple appearance rates are based on consecutive calendar months: January to December, January to June, or July to December.

Ad size	3 Months	6 Months	12 Months
Full Page	\$195.00	\$330.00	\$585.00
Half Page	\$120.00	\$200.00	\$360.00
Quarter Page	\$60.00	\$100.00	\$180.00
Bus. Cards	\$45.00	\$75.00	\$135.00
Website Links	N/A	\$50.00	\$100.00

Your website linked to the San Diego Jaguar Club website www.sdjagclub.wildapricot.org

For complete details of rates, terms, insertion order, and contract, please contact the Jaguar Tracks Advertising Sales Manager at Advertising_Sales@sdjagclub.com

Contact information is inside this issue.

Please support our advertisers. They are chosen for their reliability and excellent service. Their support helps your club publish the *Jaguar Tracks*. **Most advertisers will give club members a 10% discount on parts and service, some will give more.** You must identify yourself as a club member before you contract for service in order to receive your discount. Use your JCNA I. D. card or club name tag for club identification.

San Diego Jaguar Club
17352 Bernardo Oaks Drive
San Diego, CA 92128

