

Section Index

ENGINE AND CLUTCH	Pages 5 – 28
GEARBOX – MANUAL	Pages 29 – 44
GEARBOX – AUTOMATIC	Pages 45 – 58
OVERDRIVE	Pages 59 – 62
FRONT SUSPENSION, STEERING, POWER STEERING	Pages 63 – 76
FRONT AND REAR HUBS INCLUDING BRAKES	Pages 77 – 86
REAR SUSPENSION AND FINAL DRIVE	Pages 87 – 104
BODY AND MISCELLANEOUS	Pages 105 – 110
INDEX	Pages 111 – 121

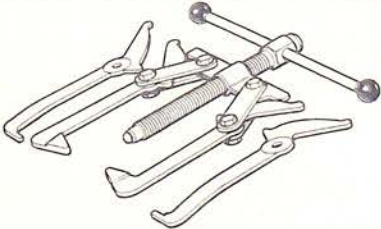
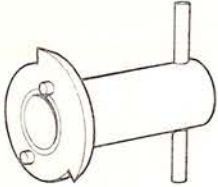
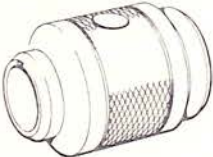
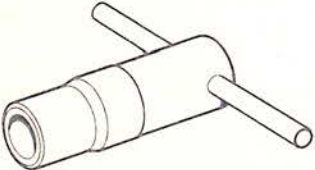

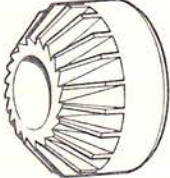
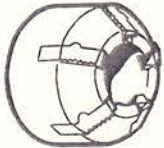
Applications

Because of the wide range of cars covered by many of the tools, models which have similar requirements are grouped together under one entry in the application column. Thus "Mini" denotes the complete Mini range.

Details of variations are given in the text.

Application column entry	Models covered
Mini 1100	Mini 850, 1000, Clubman, Clubman Estate, 1275GT Austin 1100, 1300, Countryman, 1300GT, Vanden Plas Princess 1300
1800	Austin 1800DL, Morris 1800
2200	Austin 2200DL, Morris 2200, Wolseley Six
A60	Austin A60, Morris Oxford VI, Wolseley 16/60
A40	Austin A40, Morris Minor
Maxi	Maxi 1500, 1750, HL
Allegro	Allegro 1100, 1300, 1500, 1750 Sport, 1750 Sport Special
Marina	Marina 1.3, Marina 1.8, Marina 1.8 TC, Marina 1.8 Estate
MGB	MGB, MGB GT
MGB GT V8	MGB GT V8
Midget	MG Midget
Jaguar and Daimler	
XJ6	Jaguar XJ6 4.2, XJ6L 4.2, XJ6C 4.2, Daimler Sovereign 4.2, LWB 4.2
XJ12	Jaguar XJ12L, XJ12C, Daimler Double Six, Vanden Plas Double Six
V12 E type	Jaguar V12 E Type, V12 E type 2 + 2
Rover	
Rover 2000	Rover 2000
Rover 2200	Rover 2200 SC, 2200 TC
Rover 3500	Rover 3500, 3500S
Range Rover	Range Rover
Triumph	
Spitfire	Triumph Spitfire
TR6	Triumph TR6 PI
Stag	Triumph Stag
Toledo	Triumph Toledo
1500 TC	Triumph 1500 TC
Dolomite	Triumph Dolomite
Sprint	Triumph Dolomite Sprint
Triumph 2000	Triumph 2000, 2000 Estate
2.5 PI	Triumph 2.5 PI, 2.5 PI Estate, 2500 TC, 2500 TC Estate
1500	Triumph 1500

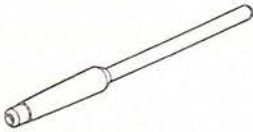
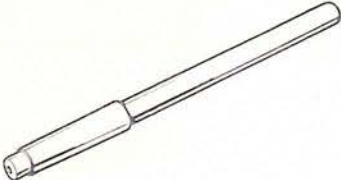


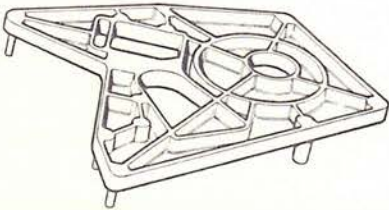
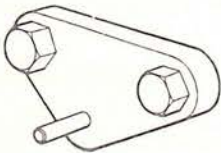

ENGINE AND CLUTCH

	Tool No.	Description	Application
	18G.2 (6312A)	Remover — Crankshaft Pulley & Prop. Shaft Flange A multi-purpose puller supplied with two pairs of legs.	General purpose
	JD.2B	Plate — Timing Chain Adjustment The two pegs give positive location.	XJ6
	18G.3	Bush — Engine Front Cover Location Ensures that the oil seal and cover are concentric with the crankshaft. For early models. See 18G.1046 for later models.	1800, A60, MGB
	JD.17B	Pre-Sizing Tool — Oil Seal Packing Pre-sizes a new seal before replacing crankshaft.	Jaguar — all models
	JD.17B-1	Adaptor — Crankshaft Rear Oil Seal Fed into the seal to give correct compression before fitting the crankshaft. Used with JD.17B	XJ12, V12 E type
	18G.25 (317-22)	Finishing Cutter (45°) Used with 18G.27 and appropriate pilot	1800, 2200, A60, Maxi, Allegro (1500/ 1750), Marina, Stag, Dolomite
	18G.25A (317G-22)	Glaze Breaker (45°) Used with 18G.27 and appropriate pilot.	1800, 2200, A60, Maxi, Allegro (1500/ 1750), Marina

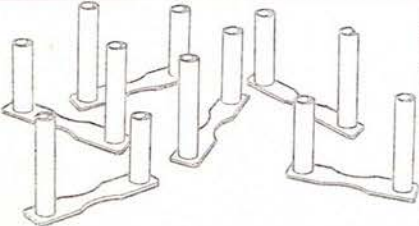
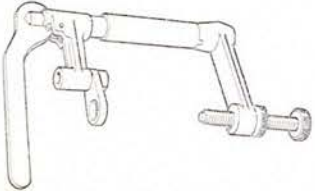
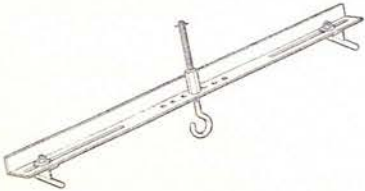
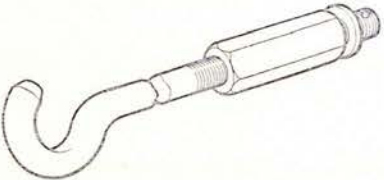
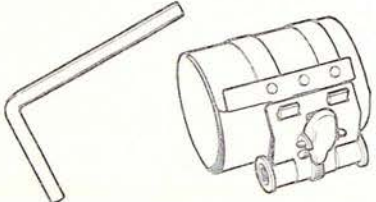
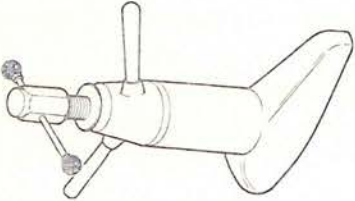
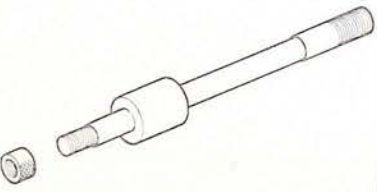
ENGINE AND CLUTCH

	Tool No.	Description	Application
	18G.25B (317T-22)	Narrowing Cutter – Valve Seat Top (15°) Used with 18G.27 and appropriate pilot.	A60, Marina 1.3
	18G.25C (317P-22)	Narrowing Cutter – Valve Seat, Bottom (75°) Used with 18G.27 and appropriate pilot.	1800, 2200, A60, Maxi, Marina, MGB
	18G.27 (316X)	Handle – Valve Seat Cutter Used with a range of pilots, glaze breakers and cutters.	For applications see cutters and glaze breakers listed below
	18G.28 (317-27)	Finishing Cutter (45°) Used with 18G.27 and appropriate pilot.	1800, 2200, Maxi, Allegro (1500/1750), Marina 1.8, MGB
	18G.28A (317G-27)	Glaze Breaker (45°) Used with 18G.27 and appropriate pilot.	1800, 2200, Maxi, Allegro (1500/1750), Marina 1.8, MGB
	18G.28B (317T-25)	Narrowing Cutter – Valve Seat, Top (15°) Used with 18G.27 and appropriate pilot.	1800, 2200, Maxi, Allegro (1500/1750)
	18G.28C (317P-25)	Narrowing Cutter – Valve Seat, Bottom (75°) Used with 18G.27 and appropriate pilot.	1800, 2200, Maxi, Allegro (1500/1750), Marina 1.8, MGB

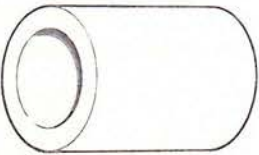
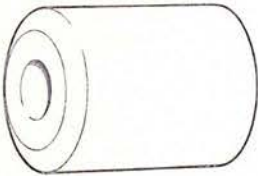
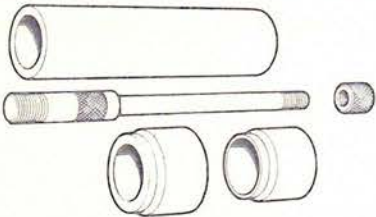
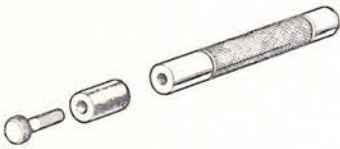
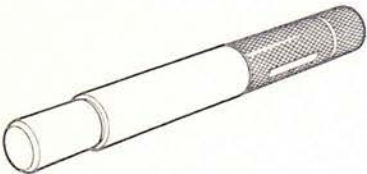
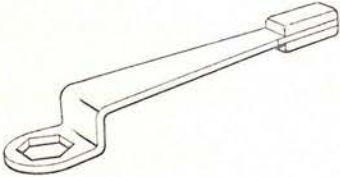
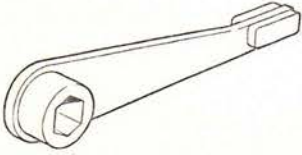

ENGINE AND CLUTCH

	Tool No.	Description	Application
	18G.28D	Pilot (5/16 in dia.) Used with 18G.27 and a range of cutters and glaze breakers.	2200, Maxi, Allegro (1500/1750)
	18G.28E	Pilot, oversize (1/32 in dia.) Used with 18G.27 and a range of cutters and glaze breakers.	2200, Maxi, Allegro (1500/1750).
	18G.29	Valve Grinding—in Tool Supplied complete with suction pad.	General purpose
	18G.30B (317T-30)	Narrowing Cutter – Valve Seat, Top (15°) Used with 18G.27 and appropriate pilot.	1800, 2200, Marina 1.8
	JD.38	Damper Setting Jig For correct positioning of timing chain dampers during rebuilding.	XJ12, V12 E type
	JD.39	Holder – Jack Shaft Sprocket Positions the jack shaft sprocket radially to ensure accurate timing.	XJ12, V12 E type
	JD.40	Retainer – Camshaft Sprocket	XJ12, V12 E type

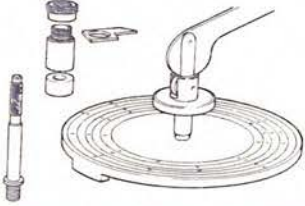
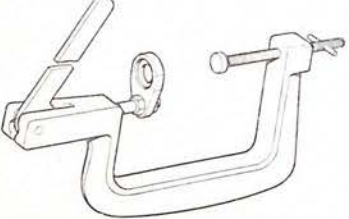

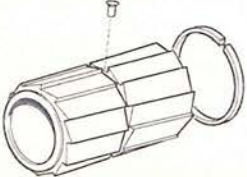
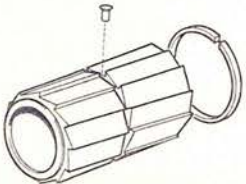
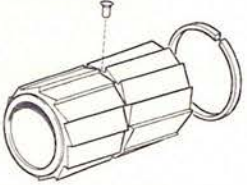
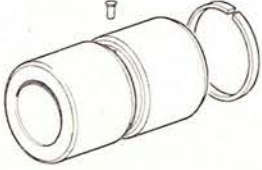
ENGINE AND CLUTCH

	Tool No.	Description	Application
	JD.41	Retainers — Cylinder Liner Set of six. Used after removal of cylinder head.	XJ12, V12 E type
	18G.45	Compressor — Valve Spring For O.H.V. engines. The tool has a cam and lever action and screw adjustment.	Mini, 1100, 1800, 2200, A60, A40, Maxi, Allegro, Marina, MGB, Midget
	MS.53A	Engine Support Bracket Supports the engine when the crossmember has been removed.	Marina, XJ6, XJ12, Rover 2000, Rover 2200, Range Rover, Stag, Toledo, Dolomite, Sprint, Triumph 2000, 2.5 PI
	MS.53A-1	Additional Hook Assembly — Engine Support Bracket Used with MS.53A.	XJ12, V12 E type
	18G.55A (38.U3)	Compressor — Piston Ring Suitable for all models with bore sizes 60mm — 125mm (2 1/8 in — 5 in) where piston is fitted from the top of the block.	All Austin—Morris models, all Jaguar models, all Triumph models
	60A	Remover/Replacer — Valve Guide Basic tool. Used with a range of adaptors.	All Triumph models
	S.60A-2A	Adaptor Set — Remover/Replacer — Valve Guide Basic adaptor set. Used with 60A and a range of adaptors.	All Triumph models





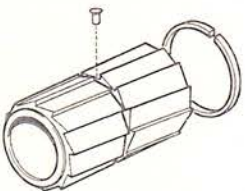
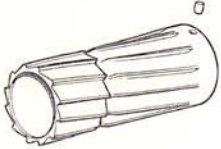
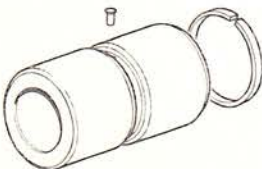
ENGINE AND CLUTCH

	Tool No.	Description	Application
	S.60A-7	Adaptor – Replacer – Valve Guide Used with 60A and S.60A-2A. Ensures correct depth on replacement.	Triumph 2000, 2.5 Pl.
	S.60A-8	Adaptor – Replacer – Valve Guide Used with 60A and S.60A-2A. Ensures correct depth on replacement.	Stag, Dolomite
	S.60A-9	Adaptor – Remover/Replacer – Valve Guide Used with 60A and S.60A-2A. Ensures correct depth on replacement.	Sprint
	18G.69	Grinding-in Tool – Oil Pump Release Valve Also used on automatic gearboxes.	Mini, 1100, 1800, A60, A40, Allegro, Marina, MGB
	18G.79	Centraliser – Clutch	MGB GT V8, Rover 3500, Range Rover
	18G.96	Spanner – Starting Dog/ Crankshaft Nut	Allegro
	18G.98A	Spanner – Starting Dog/ Crankshaft Nut Also suitable for camshaft nuts.	 All Austin Morris models except MGB GT V8





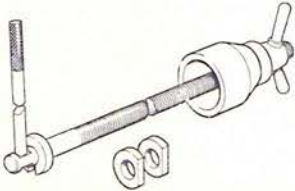


ENGINE AND CLUTCH

	Tool No.	Description	Application
	18G.99A	<p>Gauging Fixture – Clutch Assembly (Coil Spring Clutch)</p> <p>For quick, accurate dismantling and rebuilding of clutch assemblies, 6¼in – 11in diameter.</p>	A60, A40, MGB, Midget
	18G.106	<p>Compressor – Valve Spring</p> <p>For O.H.V engines. A cam and lever action and screw adjustment. Supersedes Rover tool 276102. See also adaptor S.353 below.</p>	MGB GT V8, all Rover models, all Triumph models
	18G.123A	<p>Reamer – Camshaft Liner Basic Tool</p> <p>Used with a range of adaptors.</p>	Mini, 1100, 1800, A40, Allegro (1100/1300), Marina, MGB, Midget
	18G.123B	<p>Cutter – Camshaft Liner Reamer</p> <p>Used with 18G.123A</p>	1100, 1800, A60, A40, Allegro (1100/1300), Marina, MGB, Midget
	18G.123E	<p>Cutter – Camshaft Liner Reamer</p> <p>Used with 18G.123A</p>	1800, A60, Marina 1.8, MGB
	18G.123F	<p>Cutter – Camshaft Liner Reamer</p> <p>Used with 18G.123A</p>	1800, A60, Marina 1.8, MGB
	18G.123L	<p>Pilot – Camshaft Liner Reamer</p> <p>Used with 18G.123A</p>	1800, A60, Marina 1.8, MGB




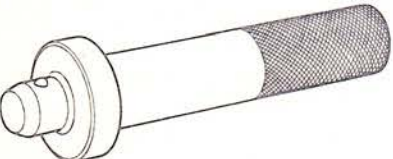

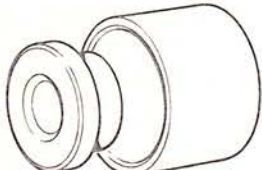
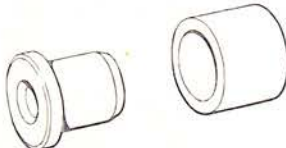
ENGINE AND CLUTCH

	Tool No.	Description	Application
	18G.123T	Pilot — Camshaft Liner Reamer Used with 18G.123A	1800, A60, Marina 1.8, MGB
	18G.123AB	Pilot — Camshaft Liner Reamer Used with 18G.123A.	1800, A60, Marina 1.8, MGB
	18G.123AC	Pilot — Camshaft Liner Reamer Used with 18G.123A.	1800, A60, Marina 1.8, MGB
	18G.123AD	Pilot — Camshaft Liner Reamer Used with 18G.123A.	1800, A60, Marina 1.8, MGB
	18G.123AN	Cutter — Camshaft Liner Reamer Used with 18G.123A.	Mini, 1100, A40, Allegro (1100/1300), Marina 1.3, Midget
	18G.123AP	Cutter — Camshaft Liner Reamer Used with 18G.123A.	Mini, 1100, A40, Allegro (1100/1300), Marina 1.3, Midget
	18G.123AQ	Pilot — Camshaft Liner Reamer Used with 18G.123A.	Mini, 1100, A40, Allegro (1100/1300), Marina 1.3, Midget


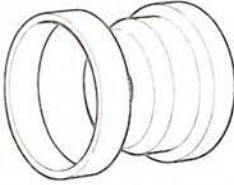

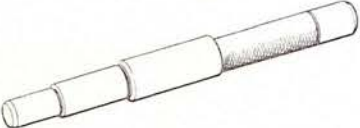



ENGINE AND CLUTCH

	Tool No.	Description	Application
	18G.123AT	Pilot – Camshaft Liner Reamer Used with 18G.123A.	Mini, 1100, A40, Allegro (1100/1300), Marina 1.3, Midget
	18G.123BA	Pilot – Camshaft Liner Reamer Used with 18G.123A.	Mini, 1100, A40, Allegro (1100/1300), Marina 1.3, Midget
	18G.123BB	Pilot – Camshaft Liner Reamer Used with 18G.123A.	Mini, 1100, A40, Allegro (1100/1300), Marina 1.3, Midget
	18G.123BC	Pilot – Camshaft Liner Reamer Used with 18G.123A.	Mini, 1100, A40, Allegro (1100/1300), Marina 1.3, Midget
	18G.124A	Remover/Replacer – Camshaft Liner Basic tool. Used with a range of adaptors.	Mini, 1100, A40, Allegro (1100/1300), Marina, MGB
	18G.124B	Adaptor – Camshaft Liner Remover Used with 18G.124A.	Mini, 1100, 1800, A60, A40, Allegro (1100/1300), Marina, MGB, Midget
	18G.124C	Adaptor – Remover – Camshaft Liner Used with 18G.124A.	1800, A60, Marina 1.8, MGB


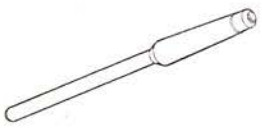
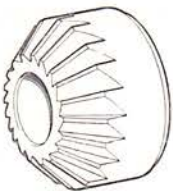
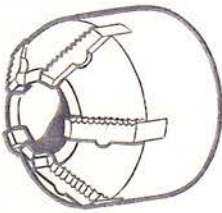



ENGINE AND CLUTCH

	Tool No.	Description	Application
	18G.124F	Adaptor – Remover – Camshaft Liner Used with 18G.124A.	1800, A60, Marina 1.8, MGB
	18G.124K	Adaptor – Remover – Camshaft Liner Used with 18G.124A.	Mini, 1100, A40, Allegro (1100/1300), Marina 1.3, Midget
	18G.124M	Adaptor – Remover/Replacer – Camshaft Liner Used with 18G.124A.	Mini, 1100, A40, Allegro (1100/1300), Marina 1.3, Midget
	18G.134 (550)	Replacer – Bearing and Oil Seals Driver handle used with a range of adaptors.	Multi-purpose. For applications see adaptors listed below
	18G.134BC	Remover/Replacer – Primary Gear Oil Seal Used when flywheel housing is removed from unit. Used with 18G.134 (550). See 18G.1068B for use with the engine assembled.	Mini, 1100, Allegro (1100/1300)
	18G.134BD	Adaptor – Replacer – Timing Cover Oil Seal Used with 18G.134 (550)	Mini, 1100, 1800, A60, A40, Allegro (1100/1300), Marina, MGB, Midget
	18G.134BT	Adaptor – Replacer – Clutch Shaft Oil Seal Used with 18G.134 (550)	1800, MGB (five bearing crankshaft)

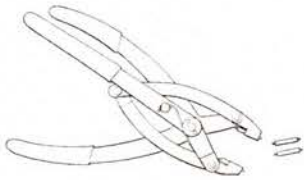
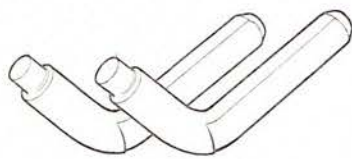
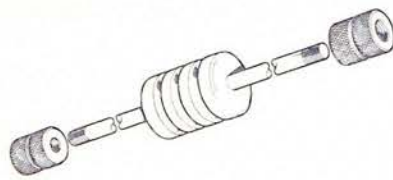

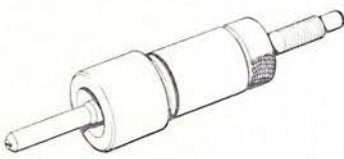
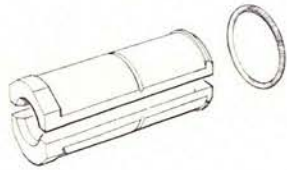
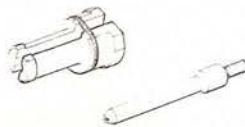
ENGINE AND CLUTCH

	Tool No.	Description	Application
	18G.134CA	Adaptor – Replacer – Idler Gear Bearing Used with 18G.134 (550).	1800
	18G.134CQ	Adaptor – Replacer – Crankshaft Rear Oil Seal Used with 18G.134 (550).	1800, Marina 1.8, MGB
	18G.134DG	Adaptor – Replacer – Oil Pick-Up Ring and Seal Used with 18G.134 (550).	Range Rover
	18G.139	Centraliser – Clutch	A40, Midget
	18G.167 (317–19)	Finishing Cutter (45°) Used with 18G.27 and appropriate pilot.	Mini, 1100, A40, Allegro (1100/1300), Marina 1.3, Midget
	18G.167A (317G–19)	Glaze Breaker (45°) Used with 18G.27 and appropriate pilot	Mini, 1100, A40, Allegro (1100/1300), Marina 1.3, Midget
	18G.167B (317T–20)	Narrowing Cutter – Valve Seat Top (15°) Used with 18G.27 and appropriate pilot.	Mini, 1100, A40, Marina 1.3, Midget



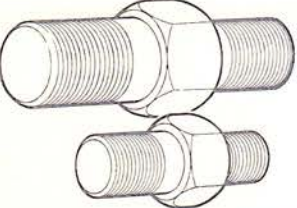
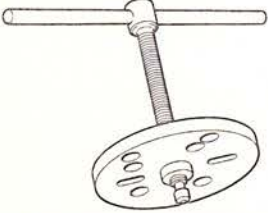
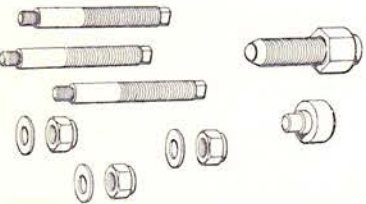
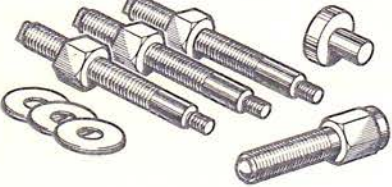
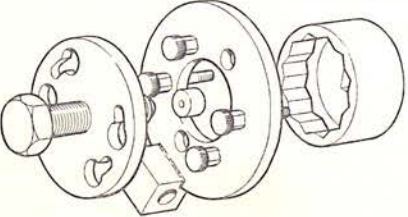
ENGINE AND CLUTCH

	Tool No.	Description	Application
	18G.167C (317P-20)	Narrowing Cutter – Valve Seat – Bottom (75°) Used with 18G.27 and appropriate pilot.	Mini, 1100, A40, Allegro (1100/1300), Marina 1.3, Midget
	18G.167D (316-9)	Pilot (9/32 in dia.) Used with 18G.27 and a range of cutters and glaze breakers.	Mini, 1100, A40, Allegro (1100/1300), Marina 1.3, Midget
	18G.174 (317-25)	Finishing Cutter (45°) Used with 18G.27 and appropriate pilot.	A60, Stag, Dolomite
	18G.174A (317G-25)	Glaze Breaker (45°) Used with 18G.27 and appropriate pilot.	A60
	18G.174B (317T-24)	Narrowing Cutter – Valve Seat Top (15°) Used with 18G.27 and appropriate pilot.	1800, 2200, A60, Maxi, Marina 1.8, MGB
	18G.174C	Narrowing Cutter – Valve Seat Bottom (75°) Used with 18G.27 and appropriate pilot.	A60
	18G.174D (316-11)	Pilot (11/32 in dia.) Used with 18G.27 and a range of cutters and glaze breakers.	1800, A60, Marina 1.8

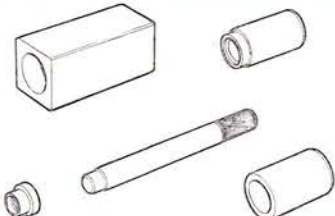

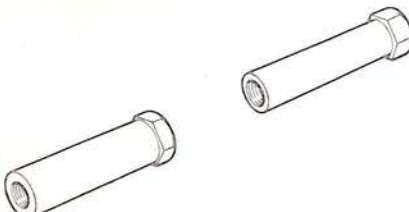
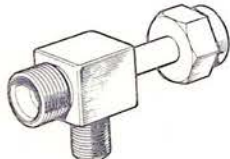
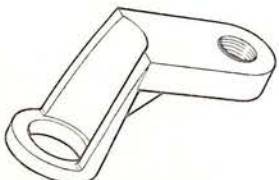
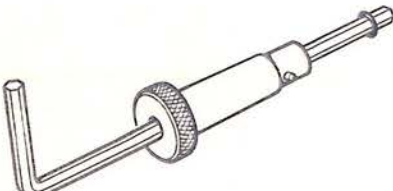

ENGINE AND CLUTCH

	Tool No.	Description	Application
	18G.257 (7065M)	Circlip Pliers (Large) For internal circlips 45mm – 150mm (1¾ in – 6 in) shaft and external circlips 28mm – 150mm (1½ in – 6 in) shaft. Supplied complete with two pairs of points ("N" and "O")	General purpose (Austin–Morris range)
	18G.257Q	Circlip Plier Points Used with 18G.257 (7065M)	2200
	284	Impulse Extractor – UNF Basic Tool. Used with a range of adaptors. Formerly listed as 18G.284.	Multi-purpose. For applications see adaptors listed below
	18G.284A.	Adaptor – Remover – Main Bearing Cap Used with 284. * May be used to remove crankshaft bush after tapping ½ in UNF.	A60, MGB, *1800 (auto.)
	18G.284H	Basic Adaptor – Remover – Bearing Used with 284 and a range of adaptors.	1800, MGB
	18G.284K	Adaptor – Remover – Idler Gear Bearing Used with 284 and 18G.284H.	1800
	18G.284L	Adaptor – Remover – Crankshaft Spigot Bush Cars with manual gearboxes. Used with 284 and 18G.284H.	1800, MGB


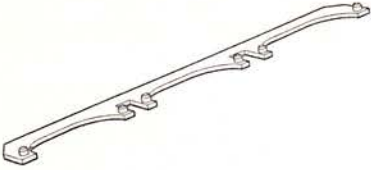
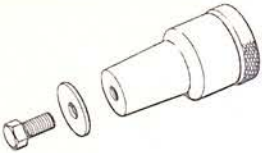
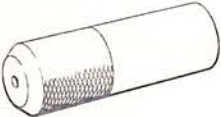
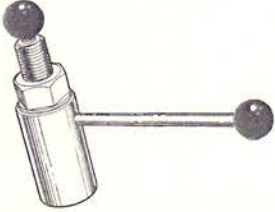
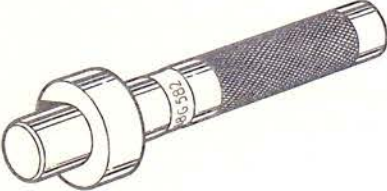

ENGINE AND CLUTCH

	Tool No.	Description	Application
	18G.284AC	Adaptor – Remover – Main Bearing Cap Used with 284.	1800, Marina 1.8, MGB
	18G.284AH	Adaptor – Remover – Main Bearing Cap Used with 284.	Marina 1.3
	18G.284AAF	Adaptor – Remover – Crankshaft Spigot Bush Used with 284.	1800, Marina, MGB
	18G.304	Hub Puller Used with a range of adaptors.	General purpose
	18G.304M	Adaptor – Remover – Flywheel & Clutch Used with 18G.304. For coil spring clutches.	Mini, 1100
	18G.304N	Adaptor – Remover – Flywheel & Clutch Used with 18G.304. For diaphragm clutches. Avoids damage during removal.	Mini, 1100, Allegro (1100/1300)
	S.336A	Remover – Crankshaft Front Pulley See S.354 below.	Toledo, 1500

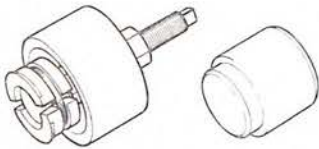
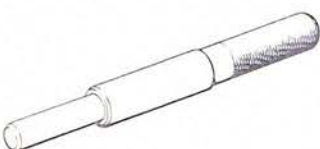
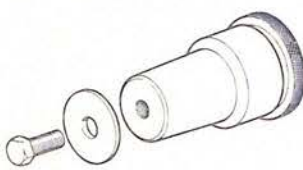
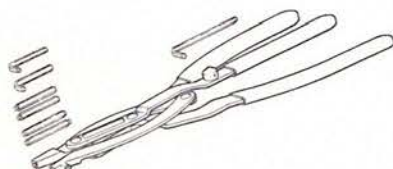
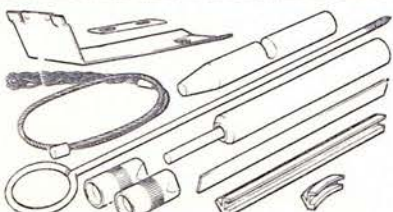
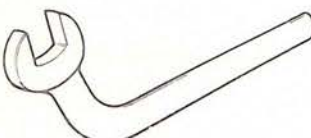

ENGINE AND CLUTCH

	Tool No.	Description	Application
	S.348	Water Pump Overhaul Kit	Stag, Dolomite, Sprint
	S.349	Wrench – Distributor For the mounting bolts and adjustment.	Stag
	S.350	Remover/Replacer – Cylinder Head Stud	Stag, Dolomite, Sprint
	S.351	Adaptor – P.I. Pressure Test Used with CBW.1C (see Automatic Transmission).	TR6, 2.5 PI
	S.352	Adaptor – Compressor – Valve Spring Used with 18G.106	Stag, Dolomite, Sprint
	S.353	Carburettor Adjusting Tool For adjustment of the carburettor jet after removal of the dashpot piston. Stromberg CD150 and CD175.	XJ6, XJ12, V12 E type, Stag, Dolomite, Triumph 2000
	S.354	Remover – Starter Ring and Pulley Used with S.336A.	1500

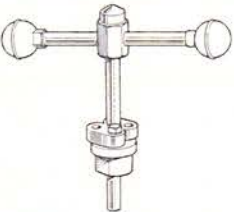


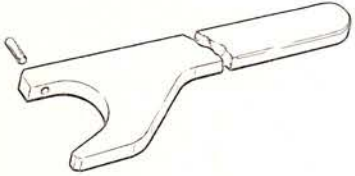

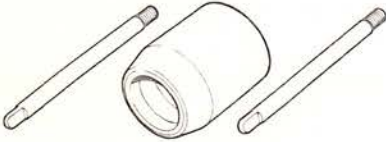

ENGINE AND CLUTCH

	Tool No.	Description	Application
	S.357A	Plug Spanner	Sprint
	S.358	Locating Plate – Inlet Manifold Accurate location is essential for correct engine running.	TR6, 2.5 PI
	18G.571	Centralizer – Clutch For later models with dry bush primary gear see 18G.684.	Mini (850 with lubricated primary gear bushes), Allegro
	18G.573	Replacer – Change Speed Selector Shaft Oil Seal Manual gearbox cars only. See 18G.1236 for single rod gear-change gear-boxes.	Mini, 1100
	18G.581	Remover – Idler Gear and Front Suspension Bearing	Mini, 1100, Allegro (1100/1300)
	18G.582	Replacer – Idler Gear and Front Suspension Bearing	Mini, 1100, Allegro (1100/1300)
	18G.587	Socket Spanner A 1½in AF socket used with 18G.1150, 18G.1150E and a suitable torque wrench for gudgeon pin replacement. Socket Spanner – Crankshaft Nut. Or use 18G.1154. See Gearbox section.	MGB GT V8 Mini, 1100


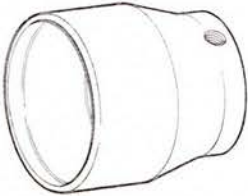
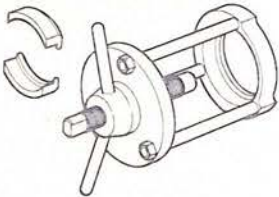

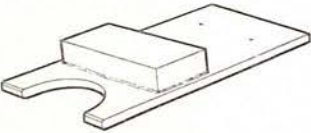

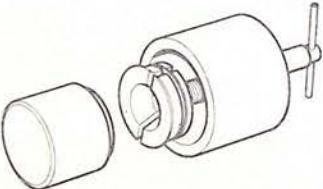
ENGINE AND CLUTCH

	Tool No.	Description	Application
	18G.617A	Remover/Replacer — Bearing Outer Race (Input Shaft)	Mini, 1100, Allegro (1100/1300)
	18G.680	Centralizer — Clutch Later units with involute spline clutch plate hubs.	A60, MGB
	18G.684	Centralizer — Clutch See 18G.571 for early 'wet' bush primary gear.	Later Mini, 1100, Allegro (1100/1300), with 'dry' bush primary gear and coil spring clutches
	18G.1004 (7066)	Circlip Pliers For internal and external circlips. 18G.1004 is supplied with 4 sets of points, 7066 with 3 sets.	Mini, 1100, 2200, Maxi, Allegro
	RO.1009	Remover/Replacer — Upper Rear Main Bearing Oil Seal Used without removing the sump, etc.	Rover 3500, Range Rover
	RO.1011	Wrench — Carburettor Flange Nut Vehicles with de-toxed carburettor.	Range Rover
	RO.1014	Protection Sleeve — Rear Crankshaft Oil Seal Avoids damage when assembling	MGB GT V8, Rover 3500, Range Rover


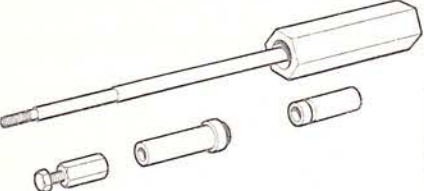
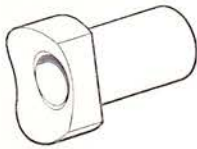
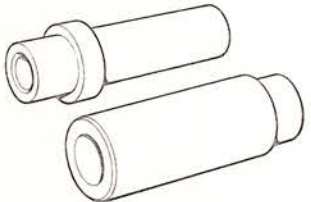
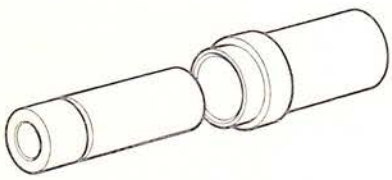
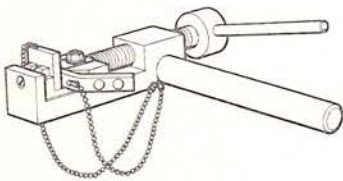
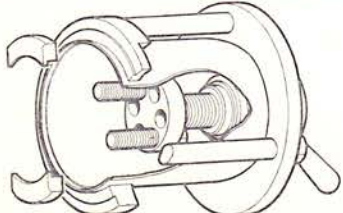
ENGINE AND CLUTCH

	Tool No.	Description	Application
	18G.1014 (155)	Puller Used with adaptors listed below.	General purpose
	18G.1014A	Adaptor – Remover – Water Pump Impellor and Hub Used with 18G.1014.	2200, Maxi, Allegro (1500/1750)
	18G.1014B	Thrust Pad – Crankshaft Used with 18G.1014 and 18G.1014A	2200, Maxi, Allegro (1500/1750)
	18G.1023A	Spanner – Clutch Shaft Nut	1800, from engine Nos. 18AMW/UH/42400 and 18AMW/UL/20593
	18G.1027	Centralizer – Clutch Cars with manual gearbox.	1800, MGB
	18G.1043	Protector Sleeve – Primary Gear Oil Seal	Mini, 1100, Allegro (1100/1300)
	18G.1044	Centralizer – Engine Front Cover Cars with new front cover and internally fitted oil seal.	Mini, 1100, A40, Allegro (1100/1300), Marina 1.3, Midget

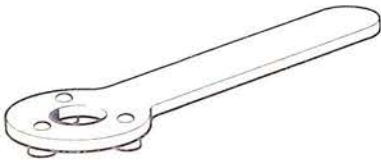
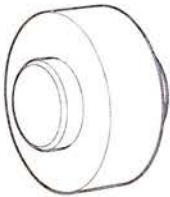


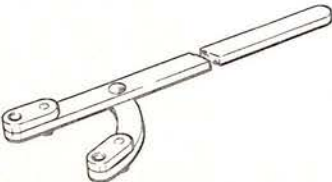
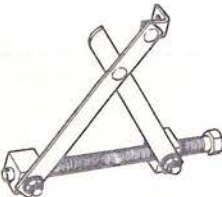
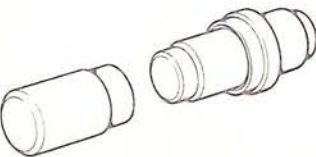
ENGINE AND CLUTCH

	Tool No.	Description	Application
	18G.1046	Centralizer -- Engine Front Cover Cars with new front cover and internally fitted oil seal.	1800, A60, Marina 1.8, MGB
	18G.1051	Protector Sleeve -- Clutch Shaft Oil Seal Cars with manual gearbox.	1800
	18G.1068B	Remover/Replacer -- Primary Gear Oil Seal	Mini, 1100, Allegro (1100/1300)
	18G.1108	Protector Sleeve -- Crankshaft Rear Oil Seal	1800, Marina 1.8, MGB
	18G.1146	Remover -- Drive Shaft	2200, Maxi, Allegro (1500/1750)
	18G.1147	Remover/Replacer -- Oil Pump Drive Shaft	2200, Maxi, Allegro (1500/1750)
	18G.1148	Remover/Replacer -- Bearing Outer Race (Input Shaft)	Maxi, Allegro (1500/1750)




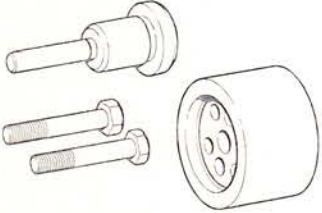
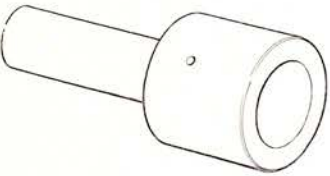

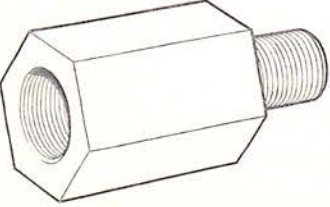
ENGINE AND CLUTCH

	Tool No.	Description	Application
	18G.1149	Remover/Replacer – Oil Pump Connector	2200, Maxi, Allegro (1500/1750)
	18G.1150	Remover/Replacer – Gudgeon Pin Basic tool used with a range of adaptors. 605350 can be used as an alternative to 18G.1150 and 18G.1150E.	Mini, 1100, 1800, 2200, Maxi, Allegro, Marina, MGB, MGB GT V8, Midget
	18G.1150A	Adaptor – Remover/Replacer – Gudgeon Pin Used with 18G.1150.	Mini, 1100, Allegro (1100/1300), Marina 1.3, Midget
	18G.1150D	Adaptor – Remover/Replacer – Gudgeon Pin Used with 18G.1150 and a suitable torque wrench.	1800, 2200, Maxi, Allegro (1500/1750), Marina 1.8, MGB
	18G.1150E	Adaptor – Remover/Replacer – Gudgeon Pin Used with 18G.1150, 18G.587 and a suitable torque wrench. 605350 can be used as an alternative to 18G.1150 and 18G.1150E.	MGB GT V8, Rover 3500, Range Rover
	18G.1151	Remover/Replacer – Timing Chain Link	2200, Maxi, Allegro (1500/1750)
	18G.1152	Remover/Replacer – Primary Gear Oil Seal	2200, Maxi, Allegro (1500/1750)

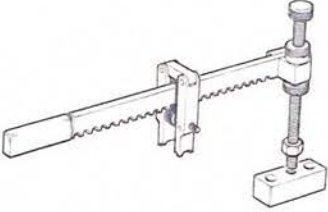

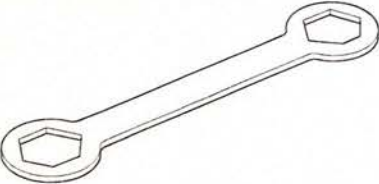
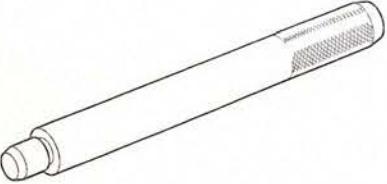
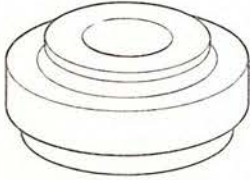
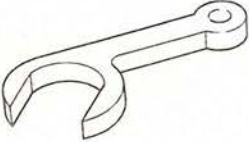
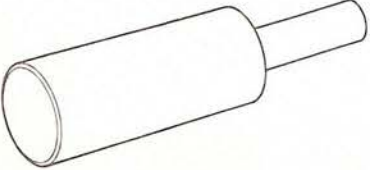
ENGINE AND CLUTCH

	Tool No.	Description	Application
	18G.1153	Rotating Tool – Camshaft/Engine For camshaft gear with three holes. For later models with six holes use 18G.1205	2200, Maxi, Allegro (1500/1750)
	18G.1162	Replacer – Crankshaft Pulley Oil Seal	2200, Maxi, Allegro (1500/1750)
	18G.1195	Centralizer – Clutch	Marina 1.8
	18G.1196	Centralizer – Clutch	Marina 1.3
	18G.1205	Rotating Tool – Camshaft/Engine For camshaft gear with six holes.	2200, Maxi, Allegro (1500/1750)
	18G.1213	Expander – Clutch Operating Lever Enables the clutch slave cylinder to be removed without removing the gearbox.	Marina
	18G.1214	Remover/Replacer – Clutch Throw-Out Bearing Removes the bearing on its sleeve without damage to the bearing shroud.	Marina

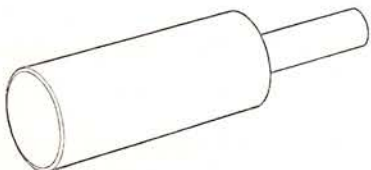

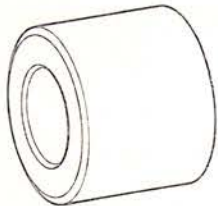
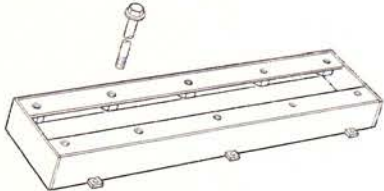
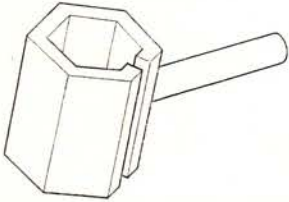
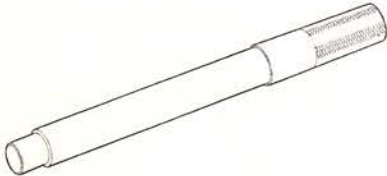

ENGINE AND CLUTCH

	Tool No.	Description	Application
	18G.1218	Tappet Retaining Clips — Set of six Permit removal of tappet carrier complete with camshaft.	2200, Maxi, Allegro (1500/1750)
	18G.1226	Engine Adaptor Plate — Alignment Gauge	2200 (Automatic)
	18G.1227	Reamer — Valve Guide — O/S	2200, Maxi, Allegro (1500/1750)
	18G.1228	Centralizer — Clutch Housing Cover For cars with manual transmission. Ensures that release bearing is concentric with thrust pad.	2200, Maxi
	18G.1247	Alignment Gauge — Clutch Housing Cover Centralises clutch cover to crankshaft which aligns clutch release bearing.	Mini, 1100, Allegro (1100/1300)
	3072	Slide Hammer Supersedes 4235A. Used with a range of adaptors.	All Triumph models
	S.4235A-10	Remover — Water Pump Assembly Used with 3072.	Stag, Dolomite, Sprint

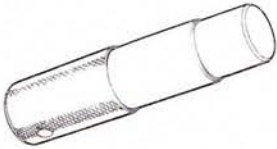
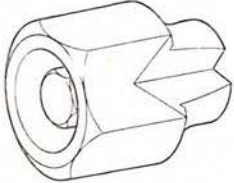
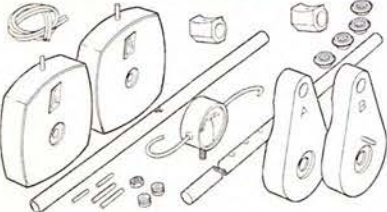
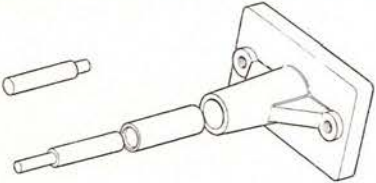
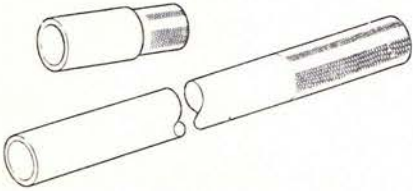


ENGINE AND CLUTCH

	Tool No.	Description	Application
	JD.6118C	Compressor – Valve Spring	XJ6, XJ12, V12 E type
	274401	Drift – Remover – Exhaust Valve Guide	MGB GT V8, Rover 3500, Range Rover
	530102	Spanner—Dog Nut and Differential Pinion Nut	Rover 2000, Rover 2200, Rover 3500
	600287	Drift – Remover – Valve Guide (Inlet)	Rover 2000, Rover 2200, Rover 3500
	600288	Fitting Tool – Exhaust Valve Seats	Rover 2000
	600504	Adjusting Spanner – Carburetter	Rover 2000, Rover 2200, Rover 3500
	600958	Drift – Replacer – Valve Guide (Inlet)	Rover 2000, Rover 2200

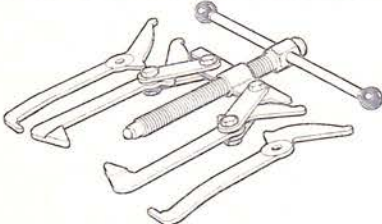
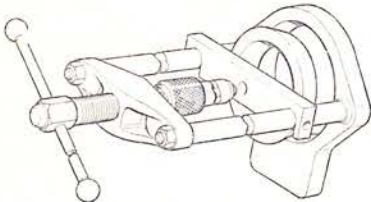
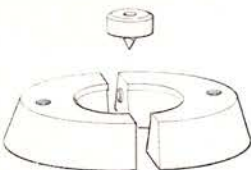
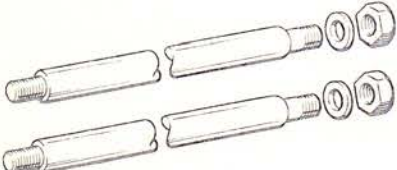
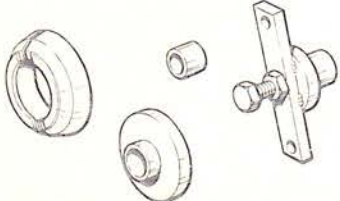

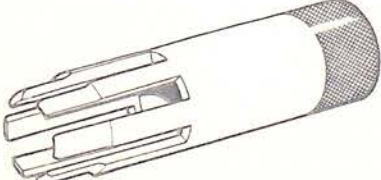
ENGINE AND CLUTCH

	Tool No.	Description	Application
	600959	Drift – Replacer – Exhaust Valve Guide	MGB GT V8, Rover 2000, Rover 2200, Rover 3500, Range Rover
	600963	Engine Sling	MGB GT V8, Rover 2000, Rover 2200, Rover 3500
	600965	Distance Piece – Valve Clearance Setting Allows valve clearance to be set with the cylinder head in position.	Rover 2000, Rover 2200
	600966	Bench Stand – Cylinder Head	Rover 2000, Rover 2200
	600967	Spanner – Remover – Choke and Fuel Reverse Cables	Rover 2000, Rover 2200, Rover 3500
	600969	Mandrel – Clutch Plate	Rover 2000, Rover 2200
	601313	'C' Spanner – Camshaft	Rover 2000, Rover 2200

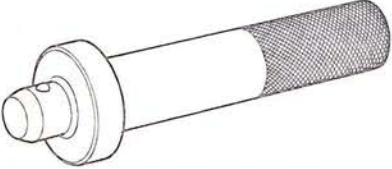

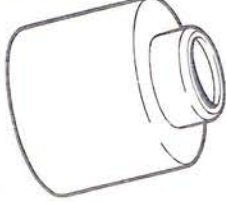
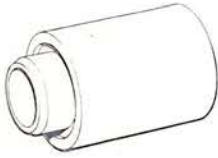


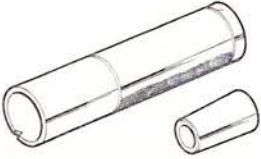
ENGINE AND CLUTCH

	Tool No.	Description	Application
	605022	Mandrel – Clutch Plate	Range Rover
	605052	Remover – Immersion Heater	Rover 2000, Rover 2200
	605330	Carburettor Balancing Device For twin carburetters.	Rover 2000, Rover 2200, Rover 3500, Range Rover
	605350	Remover/Replacer Gudgeon Pin Used with a suitable hydraulic press. 18G.1150 and 18G.1150E can be used as an alternative for MGB GT V8.	MGB GT V8, Rover 3500, Range Rover
	605351	Connecting Rod Bolt Guide Tool Retains the upper shell during removal and replacement of con rod and piston. Also required during refitting of crankshaft.	MGB GT V8, Rover 3500, Range Rover
	605774	Distance Piece – Valve Guide	MGB GT V8, Rover 3500, Range Rover
	605927	Spanner – Carburettor Adjustment	Rover 2000 TC, Rover 3500

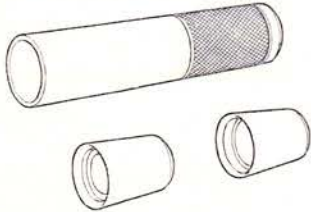
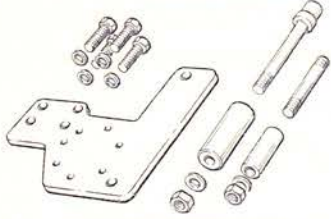
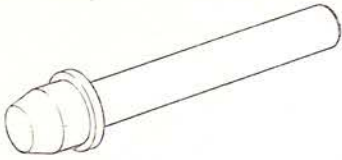

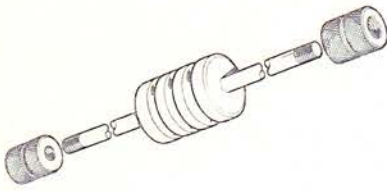
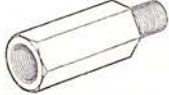

GEARBOX, MANUAL

	Tool No.	Description	Application
	18G.2 (6312A)	Two—Legged Pulley Supplied with two pairs of legs.	Toledo, 1500 TC
	47	Remover — Bearing Hand press. Basic Tool. Used with a range of adaptors. Supersedes 18G.47C and S.4221A.	Multi-purpose. For applications see adaptors listed below
	18G.47BA	Adaptor — Remover — Layshaft Bearing Used with 47.	Range Rover
	18G.47BF	Adaptor Set Used to lengthen basic tool 47 to accommodate the rather long mainshaft.	1800, 2200, Marina
	18G.47BP	Adaptor Set — Remover/Replacer — Mainshaft Bearing & Speedo Gear. Used with 47, 18G.47BF, and 18G.1197. For the uprated gearbox with 18mm dia. mainshaft spigot.	Marina
	18G.49	Spanner — First Motion Shaft Nut 2.035 in AF x 2.065 in AF. Also removes hub caps on some models.	1800, MGB, MGB GT V8
	S.69B	Remover — Gearbox Mainshaft Circlip Legs are positioned in the splines of the mainshaft enabling the circlip to be easily withdrawn.	TR6, Stag, Sprint, Triumph 2000, 2.5 PI





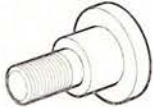
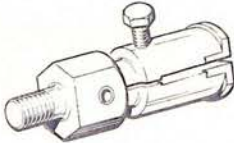
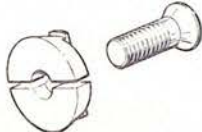
GEARBOX, MANUAL

	Tool No.	Description	Application
	18G.134 (550)	Replacer – Bearing and Oil Seal Driver Handle. Used with a range of adaptors.	General purpose
	18G.134L	Adaptor – Replacer – Rear Oil Seal Used with 18G.134 (550)	A40, Midget
	18G.134N	Adaptor – Replacer – Rear Oil Seal Used with 18G.134 (550). See 18G.134BK for early models.	A60, MGB, MGB GT V8
	18G.134BK	Adaptor – Replacer – Rear Oil Seal Used with 18G.134 (550). See 18G.134N for later models.	A60, MGB, MGB GT V8
	18G.134DG	Adaptor – Replacer – Oil Pick-up Ring Seal Used with 18G.134 (550).	Range Rover
	18G.134DR	Adaptor – Replacer – Gearbox Rear Oil Seal Used with 18G.134 (550). Replaces squarely and to the correct depth.	Marina
	S.145	Replacer – Gearbox Mainshaft Circlip The pilot locates over the splines of the mainshaft to guide the circlip which is driven home using the driver.	Spitfire, Toledo, 1500 TC, Dolomite

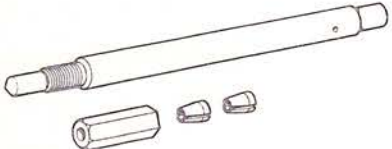


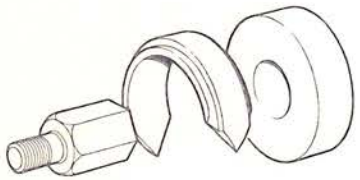
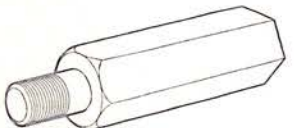
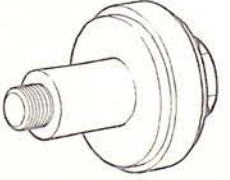
GEARBOX, MANUAL

	Tool No.	Description	Application
	S.167A	Replacer – Gearbox Mainshaft Circlip A pilot to spread the circlip and a driver for easy installation.	TR6, Stag, Sprint, Triumph 2000, 2.5 PI
	RO.212	Gearbox Bracket Used with the Churchill 200B Engine Stand.	Range Rover
	18G.260	Remover – Bearing Outer Race Basic Tool. Used with a range of adaptors.	1800
	18G.260L	Adaptor – Remover/Replacer First Motion Shaft Bearing Used with 18G.260	1800
	284	Impulse Extractor – UNF Basic Tool. Used with a range of adaptors. Formerly listed as 18G.284	Multi-purpose. For applications see adaptors listed below
	18G.284B	Adaptor – Remover – First Motion Shaft Used with 284	Mini, 1100, Allegro (1100/1300)
	18G.284F	Adaptor – Remover – First Motion Shaft Used with 284.	1800

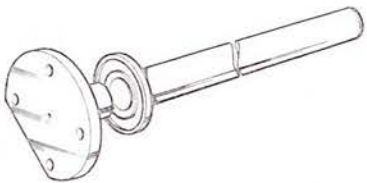
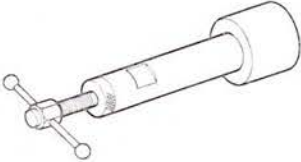
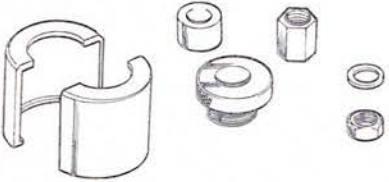
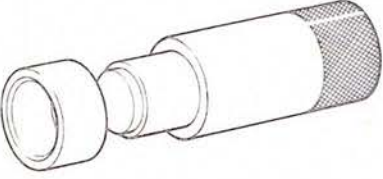
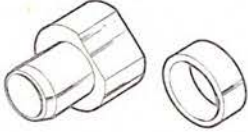
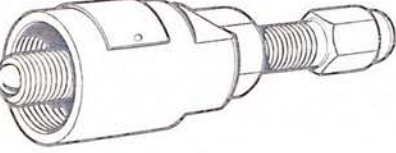

GEARBOX MANUAL

	Tool No.	Description	Application
	18G.284AE	Adaptor – Remover – Front Pump Assembly Used with 284 to remove layshaft.	Maxi, Allegro (1500/1750)
	18G.284AK-1	Adaptor Set – Remover/Replacer – First Motion Shaft Converts earlier tool 18G.284AK to new specification 18G.284AAC	Maxi, Allegro (1500/1750)
	18G.284AL	Adaptor – Remover/Replacer – Layshaft Ball Bearing Used with 284	Maxi, Allegro (1500/1750)
	18G.284AM	Adaptor – Remover/Replacer – Third Motion Shaft Ball Bearing Used with 284.	Maxi, Allegro (1500/1750)
	18G.284AO	Remover/Replacer – Idler Gear Roller Bearing Used with 284.	1800, 2200, Maxi, Allegro (1500/1750)
	18G.284AQ	Adaptor – Replacer – Oil Pick-Up Ring Seal Used with 284.	Range Rover
	18G.284AR	Adaptor – Remover – Layshaft Bearing Cup Used with 284.	Range Rover


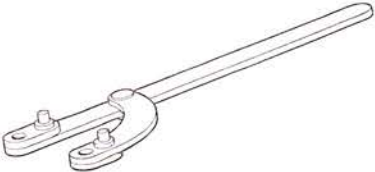
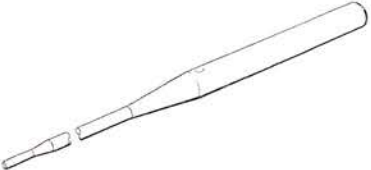


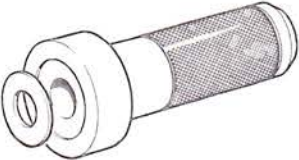
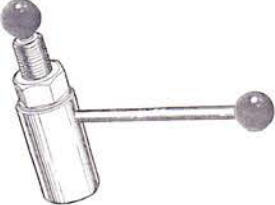
GEARBOX, MANUAL

	Tool No.	Description	Application
	18G.284AS	Remover – Gearbox Selector Fork Rod Retaining Tension Pin	Maxi, Allegro (1500/1750)
	18G.284AW	Adaptor – Converter – Impulse Extractor Converts 18G.284AAA to suit 284. Also converts any of the range of adaptors for S.4235A (3072)	Allegro (1100/1300 auto.)
	18G.284AAA (S.4235A-2)	Adaptor – Remover – First Motion Shaft Used with 284 and 18G.284AW. Adaptor screws are tightened on the plain portion of the shaft behind the spline. See below.	Allegro (1100/1300 auto.), Marina 1.3
	18G.284AAA (S.4235A-2)	Adaptor – Remover – Constant Pinion Used with 3072. See above.	Spitfire, TR6, Stag, Toledo, 1500 TC, Dolomite, Sprint, Triumph 2000, 2.5 PI
	18G.284AAC	Adaptor – Remover/Replacer – First Motion Shaft and Bearing Covers both the original size and the revised bearing. Supersedes 18G.284AK. Used with 284.	Maxi, Allegro (1500/1750)
	18G.284AAD	Adaptor – Remover – Third Motion Shaft Provides a L.H. thread to mate with the end of the third motion shaft. Used with 284.	2200
	18G.284AAE	Adaptor – Replacer – Third Motion Shaft Bearing (Roller) Replaces outer track of third motion shaft roller race. Used with 284.	Maxi, Allegro (1500/1750)






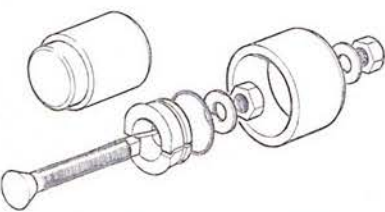
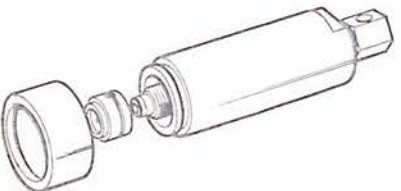
GEARBOX, MANUAL

	Tool No.	Description	Application
	S.314	Replacer – Mainshaft Ball Bearing Provides an end pad to support the mainshaft during replacement of the bearing with the driver.	Spitfire, TR6, Stag, Toledo, 1500 TC, Dolomite, Sprint, Triumph 2000, 2.5 PI
	S.323	Bearing Extractor	1500
	S.323-2	Adaptor – Remover – Synchro Hub	1500
	S.327	Replacer – Top Gear Retaining Ring	1500
	S.333A	Replacer – Input Shaft Seal and Needle Used with 18G.134 (550).	1500
	18G.389 (7657A)	Remover – Gearbox Rear Oil Seal Used with a range of adaptors.	General purpose
	18G.389A	Adaptor – Remover – Gearbox Rear Oil Seal Used with 18G.389 (7657A)	A40, Midget

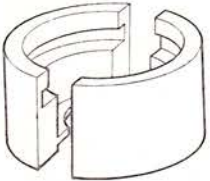

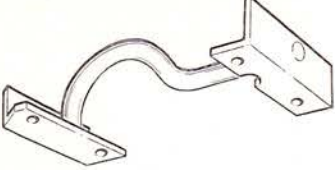

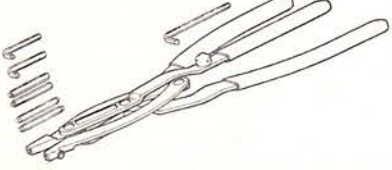

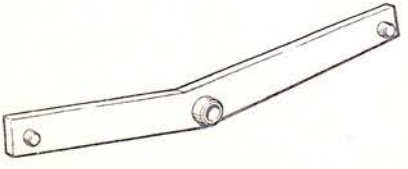
GEARBOX, MANUAL

	Tool No.	Description	Application
	18G.389F	Adaptor – Remover – Gearbox Rear Oil Seal Used with 18G.389 (7657A)	A60, MGB, MGB GT V8
	RG.421	Holding Wrench – Coupling Flange Supersedes S.337.	Spitfire, TR6, Stag, Toledo, 1500 TC, Dolomite, Sprint, Triumph 2000, 2.5 PI
	18G.471	Dummy Layshaft	A60, A40, MGB, MGB GT V8, Midget
	18G.569	Gauge – First Motion Shaft Bearing Circlip Selects circlip for correct end float	Mini, 1100, Allegro (1100/1300)
	18G.572	Assembly Ring – Synchromesh Unit	Mini, 1100, Allegro (1100/1300)
	18G.579	Replacer – First and Third Motion Shaft Bearing Replaces bearing on first motion shaft and both shaft bearings in the housing.	Mini, 1100, Allegro (1100/1300)
	18G.581	Remover – Idler Gear Bearing See 18G.1126 for late models and 1300 units. Refer to workshop manuals for application.	Mini, 1100, Allegro (1100/1300)

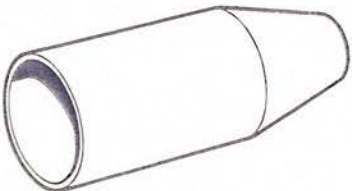
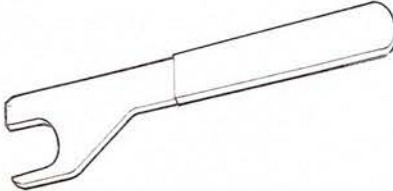
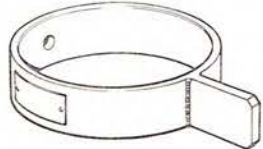


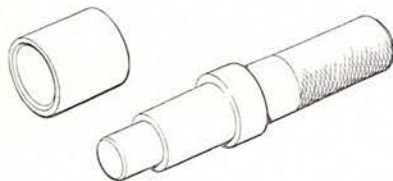

GEARBOX, MANUAL

	Tool No.	Description	Application
	18G.581B	Adaptor — Remover — First Motion Shaft Spigot Bearing Used with the body of 18G.581	Mini (early)
	18G.582	Replacer — Idler Gear Bearing Used when replacing needle roller bearings to idler gear. For later models see 18G.1126.	Mini, 1100, Allegro (1100/1300)
	18G.587	Remover/Replacer — First Motion Shaft Gear Nut Alternative tool 18G.1154. Remover/Replacer — Final Drive Pinion Nut	2200 Mini, 1100, Allegro (1100/1300)
	18G.589	Replacer — First Motion Shaft Spigot Bearing	Mini (early)
	18G.613	Remover — Third Motion Shaft Bearing For 3 speed synchromesh gearboxes. See 18G.1127 for 4 speed synchromesh gearboxes	Mini, 1100
	18G.617A	Remover/Replacer — Roller Bearing Outer Race Essential for removal and replacement of the first motion shaft bearing outer race in the flywheel housing.	Mini, 1100, Allegro (1100/1300)
	18G.705	Remover — Bearing Race Centre Basic Tool. Used with a range of adaptors.	Mini, 1100, 2200, Maxi, Allegro


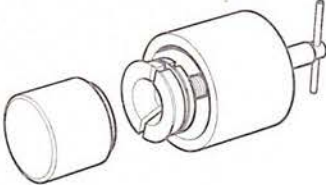

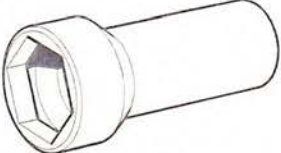
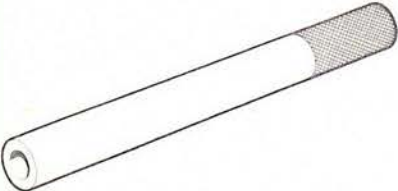


GEARBOX, MANUAL

	Tool No.	Description	Application
	18G.705C	Adaptor — Remover — First Motion Shaft Spigot Bearing Race Used with 18G.705.	Mini, 1100, Allegro (1100/1300)
	18G.705L	Adaptor — Remover — First Motion Shaft Spigot Bearing Used with 18G.705.	Maxi, Allegro (1500/1750), 2200
	RO.1001	Lifting Bracket — Gearbox	Range Rover
	RO.1003	Dummy Intermediate Shaft	Range Rover
	18G.1004 (7066)	Circlip Pliers	General purpose
	RO.1004	Remover — Mainshaft Spacer	Range Rover
	RO.1005	Centralising Gauge — Primary Pinion	Range Rover

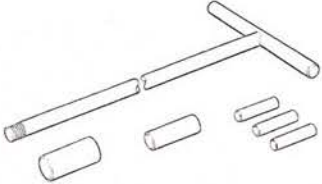
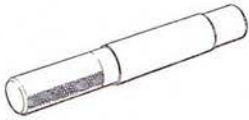
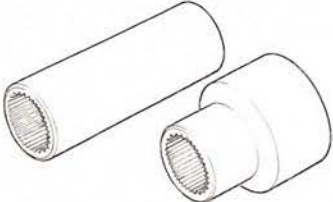
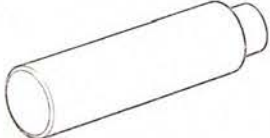
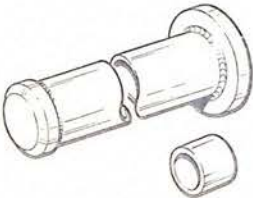
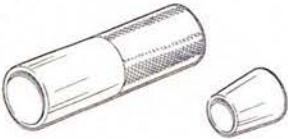
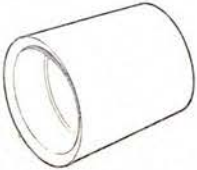
GEARBOX,MANUAL

	Tool No.	Description	Application
	RO.1015	Oil Seal Protector – Input Shaft Covers the end of the shaft to prevent damage to the seal on assembly.	Range Rover
	18G.1024	Spanner – Mainshaft Nut	1800, 2200, MGB, MGB GT V8
	18G.1026	Assembly Ring – Synchromesh Unit	1800, 2200, MGB, MGB GT V8
	18G.1029	Assembly Guides – Selector Shaft	1800, 2200
	18G.1045	Drift – Mainshaft	1800, MGB, MGB GT V8
	18G.1126	Remover/Replacer – Idler Gear Bearing Refer to Workshop Manuals for application. For early units see 18G.581 and 18G.582.	Later Mini, later 1100, Allegro (1100/1300)
	18G.1127	Remover – Third Motion Shaft Bearing 4 Speed synchromesh gearboxes.	Mini, 1100, Allegro (1100/1300)

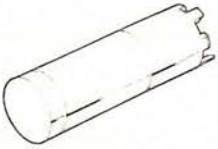
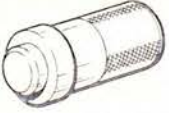
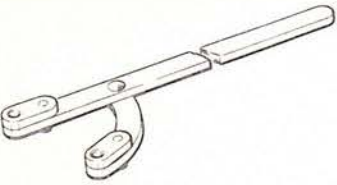

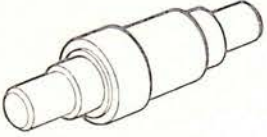
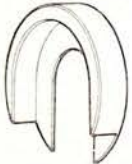
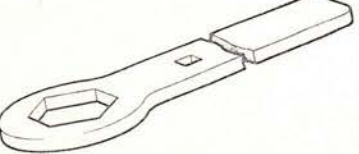
GEARBOX, MANUAL

	Tool No.	Description	Application
	18G.1138	Dummy Layshaft See 18G.471 for early type 0.646 in diameter shafts.	A60, MGB, MGB GT V8
	18G.1148	Remover/Replacer – First Motion Shaft Spigot Bearing Outer Race	Maxi, Allegro (1500/1750)
	18G.1149	Remover/Replacer – Oil Pump Connector	2200, Maxi, Allegro (1500/1750)
	18G.1154	Spanner – Final Drive Pinion Nut	2200, Maxi, Allegro (1500/1750)
	18G.1155	Remover – Third Motion Shaft	Maxi, Allegro (1500/1750)
	18G.1156	Replacer – Third Motion Shaft	Maxi, Allegro (1500/1750)
	18G.1157	Replacer – First Motion Shaft	2200, Maxi, Allegro (1500/1750)

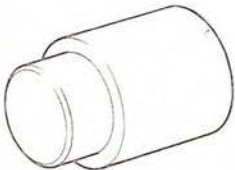
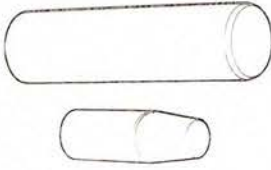
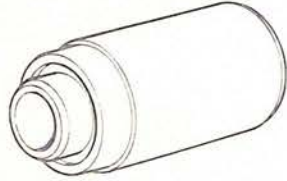
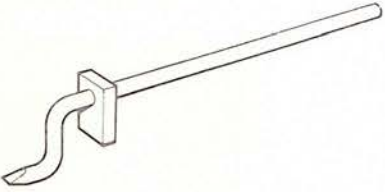
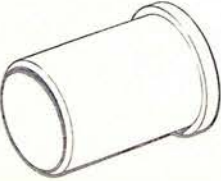


GEARBOX, MANUAL

	Tool No.	Description	Application
	18G.1158	Remover/Replacer and Assembly Guides – Selectors	Maxi, Allegro (1500/1750)
	18G.1160	Remover/Replacer – Idler Gear Small Bush	2200, Maxi, Allegro (1500/1750)
	18G.1161	Socket Spanner – Selector Fork Screw Locknut	Maxi, Allegro (1500/1750)
	18G.1190	Replacer – Gearbox Extension Rod Oil Seal See 18G.1236 for single rod gear-change gearboxes.	1800, 2200, Maxi
	18G.1197	Replacer – Mainshaft Bearing and Speedo Drive Used with replacer pad 18G.47BG/4 from 18G.47BG. Avoids damage to the ball race and speedo gear teeth.	Marina
	18G.1198	Replacer – Mainshaft Circlip Consists of a tapered sleeve and a tubular driver. The sleeve spreads the circlip so that it can be driven home. Avoids the danger of over-extending the circlip.	Marina
	18G.1198A	Adaptor Sleeve – Replacer – Gearbox Mainshaft Circlip Used with 18G.1198. For the uprated gear-box with 18mm dia. mainshaft spigot.	Marina

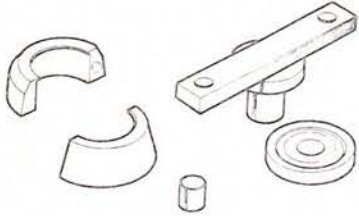
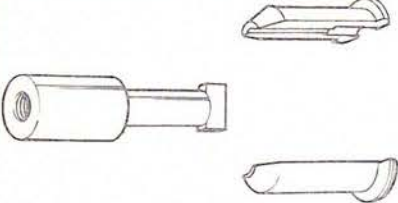
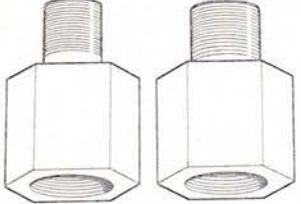
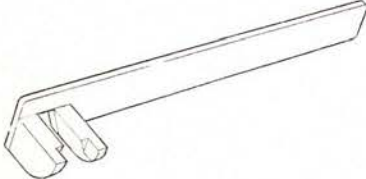
GEARBOX, MANUAL

	Tool No.	Description	Application
	18G.1199 (S.144A)	Remover – Mainshaft Circlip Locates on the mainshaft splines and is passed under the circlip so that it can be tapped out.	Marina, Spitfire, Toledo, Dolomite, 1500 TC
	18G.1203	Replacer – First Motion Shaft Oil Seal Essential to avoid damage to the rather delicate oil seal on replacement in the pressed steel housing.	Marina
	18G.1205	Flange Wrench – Propellor Shaft	2200, Maxi, Marina, MGB, MGB GT V8, Spitfire, TR6, Stag, Toledo, 1500 TC, Dolomite, Sprint, Triumph 2000, 2.5 PI, 1500
	18G.1208	Dummy Layshaft Simulates the layshaft when replacing needle bearing retainer rings.	Marina
	18G.1209	Replacer – Layshaft Needle Bearing Retaining Rings Ensures accurate replacement.	Marina
	18G.1211	Remover – First Motion Shaft Bearing Slots behind the roller bearing on the first motion shaft to facilitate removal. Used with 18G.2 (6312A)	Maxi, Allegro (1500/1750)
	18G.1215	Spanner – First Motion Shaft Bearing Retaining Nut A 300mm (12 in) long spanner for adequate leverage for the 2¼ AF nut. The handle provides a ½ in square drive hole for torque checks.	2200

GEARBOX, MANUAL

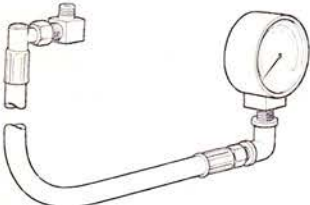
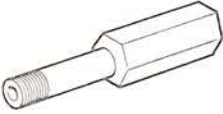

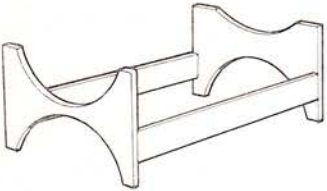
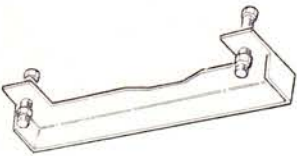


	Tool No.	Description	Application
	18G.1216	Remover/Replacer — First Motion Shaft Needle Roller Bearing For square removal and replacement without damage.	2200
	18G.1236	Protector and Replacer — Selector Shaft Seal For gearboxes with single rod gear control linkage.	Mini, 1100, 1800, 2200, Maxi, Allegro
	18G.1238	Replacer — Final Drive End Cover Seal	Mini, 1100, Allegro (1100/1300)
	18G.1250	Remover — Oil Seal Removes first motion shaft oil seal from the front end cover without damage to the aluminium face of the housing.	Marina
	18G.1253	Guide — Reamer — Idler Gear Bush Locates in the idler gear needle roller bearing. Used to support a standard $\frac{7}{8}$ in reamer.	2200, Maxi, Allegro (1500/1750)
	3072	Impact Remover Supersedes 4235A. Basic tool. Used with a range of adaptors. 284 and 18G.284AW provide an alternative.	Spitfire, TR6, Stag, Toledo, Dolomite, Sprint, Triumph 2000, 2.5 PI, 1500
	S.4221A-15A	Adaptor — Remover/Replacer — Gearbox Ball Race Used with 47.	TR6, Stag, Sprint, Triumph 2000, 2.5 PI.

GEARBOX, MANUAL

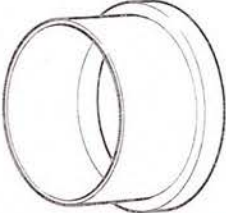


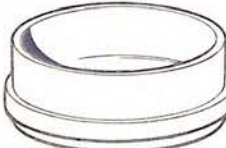
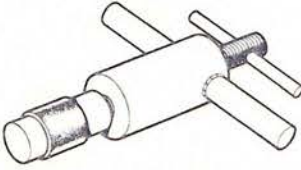

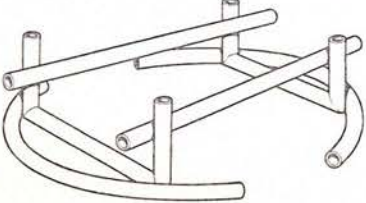
	Tool No.	Description	Application
	S.4221A-19	Adaptor – Remover/Replacer – Gearbox Mainshaft Ball Race Used with 47.	Spitfire, Toledo, 1500 TC, Dolomite
	S.4235A-8	Adaptor – Remover – Input Shaft Oil Seal and Bearing Used with 3072.	1500
	S.4235A-9	Adaptor – Remover – Transmission Shaft Used with 3072.	1500
	605099	Location Tool – Gear Change Lever For models with the gear change lever mounted on the tunnel.	Rover 2000

	Tool No.	Description	Application

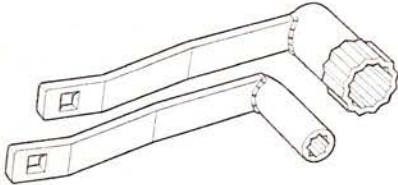
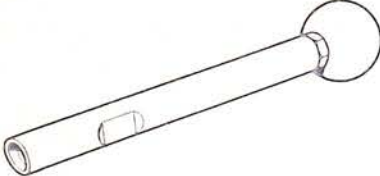
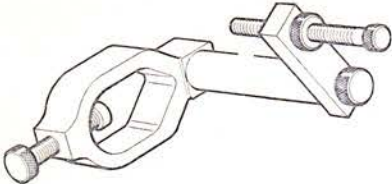
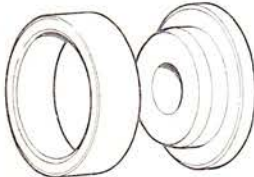
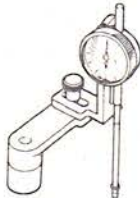
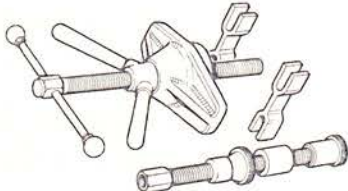

GEARBOX, AUTOMATIC

	Tool No.	Description	Application
	CBW.1C	Pressure Test Equipment	Borg-Warner Automatic Transmission
	CBW.1C-2	Adaptor - Pressure Test Connects the gauge, hose and connector from CBW.1C to the transmission pressure take-off point. Can also be used with 18G.677ZC or 18G.502 and 18G.502K.	Triumph models with early Borg-Warner 65 Transmission ($\frac{1}{8}$ in BSP thread)
	CBW.31A	Tool Kit A complete kit containing all the necessary tools including tachometer, pressure gauge and circlip pliers. Supersedes 601279.	All models with Borg-Warner 35
	CBW.35B (18G.673)	Gearbox Cradle Supports the casing for bench work. Austin-Morris in-line units only.	All models with Borg-Warner 35
	CWG.35 (18G.1019)	Bench Cradle Supports the casing for bench work.	Jaguar with Borg-Warner 8 and 12
	CBW.37A	Compressor - Clutch Spring Essential for the safe removal of the clutch spring. Used with a Churchill hand press or any suitable workshop press.	Borg-Warner 35, 65, 8 and 12
	CWG.37 (18G.1016)	Compressor - Clutch Spring Essential for the safe removal of the clutch spring.	Borg-Warner 35, 8, and 12 1800, 2200, A60, Marina, MGB

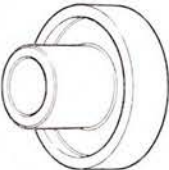
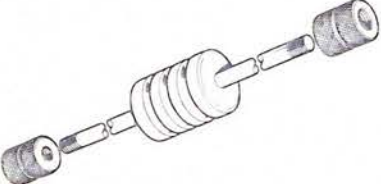
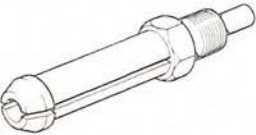

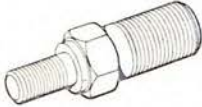

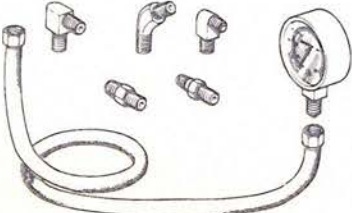
GEARBOX,AUTOMATIC

	Tool No.	Description	Application
	CBW.41A (18G.702)	Replacer – Rear Clutch Piston Essential to avoid damage to the lip seal.	Borg–Warner 35 & 65. 1800, 2200, A60, Marina, MGB, 1500 TC
	CWG.41A (18G.1018)	Replacer – Rear Clutch Piston Essential to avoid damage to the lip seal.	Borg–Warner 8 & 12
	CBW.42A (18G.1107)	Replacer – Front Clutch Piston Simplifies replacement and avoids damage to the seal.	Borg–Warner 35 & 65. 1800, 2200, A60, Marina, MGB, 1500 TC
	CWG.42A (18G.1017)	Replacer – Front Clutch Piston Simplifies replacement and avoids damage to the seal.	Borg–Warner 8 & 12
	CWG.45	Remover – Pump Discharge Tube Essential for removal without damage to the tube	Borg–Warner 8 & 12
	CBW.46 (L.204B)	Remover – Tailshaft Oil Seal Can be used with the gearbox in situ. Used with 18G.389 (7657A).	Borg–Warner 35. MGB, Jaguar
	CBW.60	Bench Cradle Supports the gearbox for stripping or rebuilding on the bench.	Borg–Warner 65. Rover 3500, 1500 TC

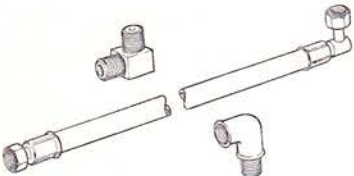
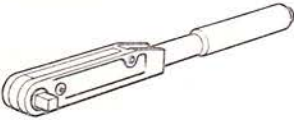
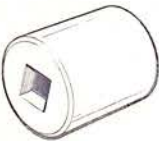
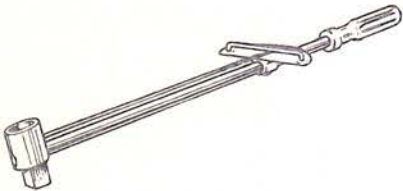
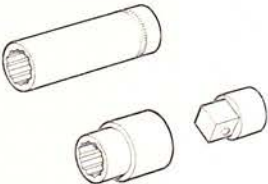
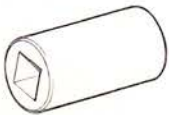
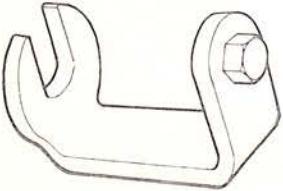
GEARBOX, AUTOMATIC

	Tool No.	Description	Application
	CBW.61	Adaptor – Wrenches – Front/Rear Servo Adjuster and Locknut Two $\frac{3}{8}$ in square drive torque wrench adaptors. Used with CBW.547A–50, 18G.536 or spring balance.	Borg–Warner 65
	CBW.62	Remover – Throttle Cable Mounting Seal Used from within the transmission gearbox to compress the cable mounting seal and push the cable from the casing.	Borg–Warner 65 & 45
	CBW.87	End–Float Checking Gauge For in-line units only. Checks end-float on both input shaft and tail-shaft. Supersedes 18G.674 and CBW.33.	Borg–Warner 35, 65, 8, 12, 45, DG
	18G.134CN	Replacer – Stator Carrier Oil Seal Used with 18G.134 (550)	Mini, 1100, Maxi, Allegro (1100/1300)
	18G.191	Setting Gauge – Input Gear The plate from 18G.191A can be used as a surface plate for setting 18G.191 with 18G.1089A. See Rear Suspension and Final Drive section.	Mini, 1100, Allegro (1100/1300)
	18G.264	Remover – Pinion Bearing Outer Race Basic Tool. Used with a range of adaptors.	For applications see adaptors listed below
	18G.264AE	Adaptor – Replacer – Output Shaft Centre Bearing Used with 18G.264.	1800,2200

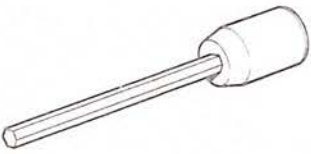
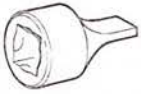
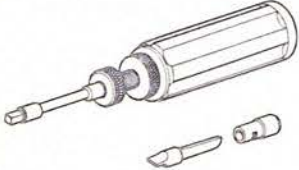
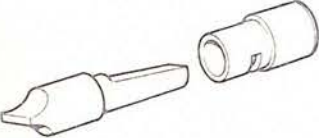
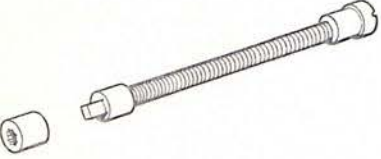
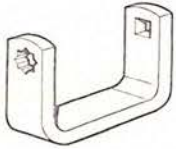
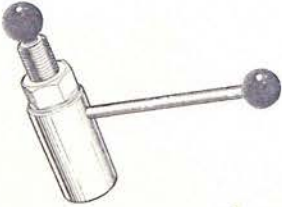
GEARBOX,AUTOMATIC

	Tool No.	Description	Application
	18G.264AF	Adaptor – Remover/Replacer Output Shaft Centre Bearing Used on models having larger driven shaft, special ball bearing and new final drive pinion.	1800, 2200
	284	Impulse Extractor – UNF Basic Tool Used with a range of adaptors.	Multi-purpose. For applications see adaptors listed below
	18G.284AB	Adaptor – Remover – Forward Clutch Needle Bearing Used with 284.	Allegro (1500/1750)
	18G.284AE	Adaptor – Remover – Front Pump Used with 284.	1800, 2200
	18G.284AJ	Adaptor – Remover – Planetary Gear Spindles Used on units with Mk II gear train. Used with 284.	Mini, 1100, Allegro (1100/1300)
	18G.284AAG	Adaptor – Remover – Planetary Wheel Fulcrum Pin Used with 284.	Maxi, Allegro (1500/ 1750)
	18G.502	Hydraulic Pressure Test Set For the DG box but also suitable if used with a tachometer on the models listed.	Mini, 1100, 1800, 2200, A60, Maxi, Allegro, Marina, MGB


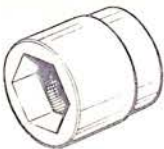
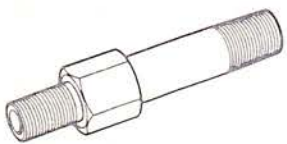

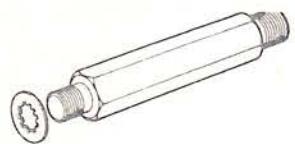
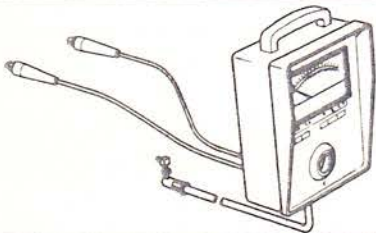

GEARBOX, AUTOMATIC

	Tool No.	Description	Application
	18G.502K	Pressure Hose and Adaptor Used with the gauge from 18G.502 or CBW.1C and a suitable tachometer as an alternative to 18G.677ZC.	Mini, 1100, 1800, 2200, A60, Maxi, Allegro, Marina, MGB
	18G.537	Torque Wrench 1.2 to 7kg m (10 – 50 lb ft), ½ in square drive.	General purpose
	18G.537A (APES)	Torque Wrench Adaptor ½ to ¾ in square extension. Used with 18G.537.	General purpose
	CBW.547B-75	Torque Wrench 10 – 0 – 10kg m (75 – 0 – 75 lb ft) ¾ in square drive. Supersedes CBW.547A-50. Used with adaptors listed below.	Borg-Warner 35, 65, 8, 12, 45, DG
	CBW.547A-50-1B	Adaptors – Multi-Disc Clutch Rear and Front Pump Take-off A convertor and socket used with CBW.547B-75.	Borg-Warner 35, 65, DG
	CBW.547A-50-2A (18G.537B)	Adaptor – Rear Servo Adjuster Essential for rear band adjustment. Used with CBW.547B-75 or 18G.537.	Borg-Warner 35, 8, DG
	CBW.547A-50-3 (18G.679)	Wrench – Inhibitor Switch Locknut Essential to prevent damage to alloy component. Used with CBW.547B-75.	Borg-Warner 35



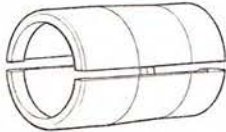
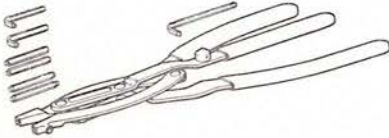
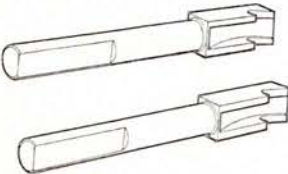
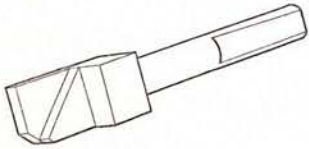
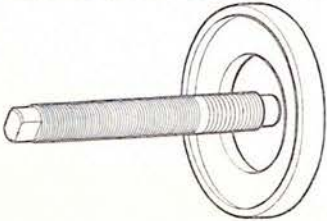
GEARBOX, AUTOMATIC

	Tool No.	Description	Application
	CBW-547A-50-4	Adaptor – Take-off Plug Used with CBW.547B-75.	Borg-Warner 35, 65
	CBW.547A-50-5 (18G.536B)	Screwdriver Bit Adaptor Essential for the rear pump screw. Used with CBW.547B-75.	Borg-Warner 35, 8
	CBW.548 (18G.681)	Rotary Torque Wrench 0 – 45 lb in (0 – 515 g m) ¼ in square drive. A generally useful tool. Used with a range of adaptors for Borg-Warner applications.	Borg-Warner 35, 65, 8, 12
	CBW.548-1	Screwdriver Bit Adaptors Required for all slotted screws. Used with CBW.548.	Borg-Warner 35, 65, 8, 12
	CBW.548-2A	Adaptor – Front Servo Adjuster Used with CBW.548.	Borg-Warner 35, 8, 12
	CBW.548-3 (18G.678)	Adaptor – Front Servo Adjuster Used with a ¼ in slip gauge and CBW.548.	Borg-Warner 35, 8
	18G.581	Remover – Idler Gear Bearing	Mini, 1100, Allegro (1100/1300)

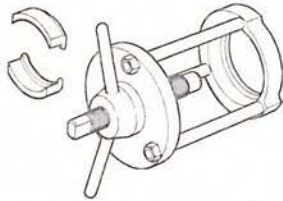
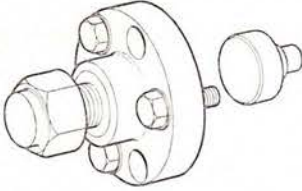

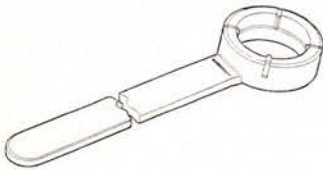
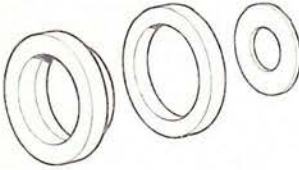
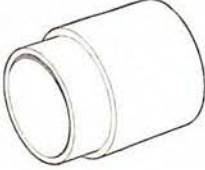
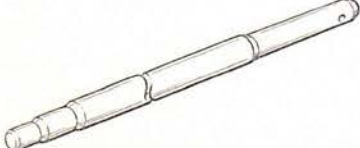
GEARBOX,AUTOMATIC

	Tool No.	Description	Application
	18G.582	Replacer — Idler Gear Bearing	Mini, 1100, Allegro (1100/1300)
	18G.587	Spanner — Swivel Hub Ball Pin Nut Used on convertor centre bolt. 18G.1154 may be used as an alternative.	Mini, 1100, Allegro (1100/1300)
	18G.677B	Adaptor — Pressure Test Used with 18G.677ZC or 18G.502K.	1800, 2200, 1500 TC, Dolomite (later), Sprint
	18G.677C	Adaptor — Pressure Test Used with 18G.677ZC or 18G.502K.	Mini, 1100, Allegro
	18G.677D	Adaptors — Pressure Test Used with 18G.677ZC.	Maxi, Allegro (1500/1750)
	18G.677ZC	Pressure Test Equipment Two speed ranges, 0 — 1,500 rev/min, 0 — 7,500 rev/min. 4, 6 or 8 cylinder. Pressure gauge 0 — 300 lb/in ² (0 — 2,050 KN/m ²). Complete with 10 ft. (3.05m) hose and right-angled connector.	Mini, 1100, 1800, 2200, A60, Maxi, Allegro, Marina, MGB
	18G.681	Torque Screwdriver Set Comprises CBW.548 and CBW.548-1.	1800, 2200, A60, Maxi, Allegro (1500/ 1750), Marina, MGB, TR6, Stag, Toledo, 1500 TC, Dolomite, Sprint, Triumph 2000, Triumph 2.5 PI, 1500

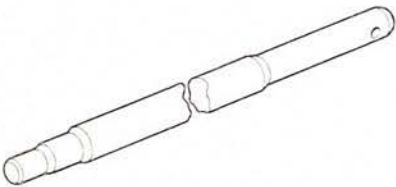
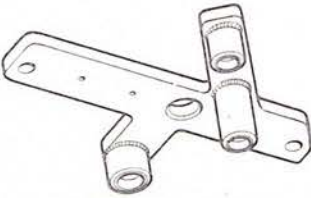
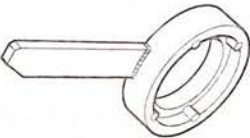
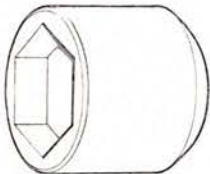
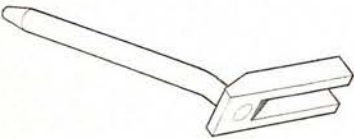
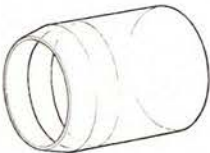
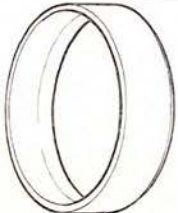
GEARBOX,AUTOMATIC

	Tool No.	Description	Application
	18G.681D	Adaptor – Band Adjuster Used with 18G.681 to adjust bands. Can also be used with CBW.548	Maxi, Allegro (1500/1750)
	18G.701	Rear Band Adjusting Tool For in-line units only. Used in situ.	Borg–Warner 35 on A60, Marina 1.8, MGB, Jaguar
	18G.705K	Adaptor – Remover – Final Drive Pinion. Used with 18G.705 with thrust button removed. Used on 1800 models fitted with automatic transmission having larger driven shaft, special ball bearing and new final drive pinion.	1800, 2200
	18G.1004 (7066)	Circlip Pliers For internal and external circlips, 18G.1004 is supplied with four sets of points, 7066 with 3 sets.	General purpose
	18G.1004H (7066H)	Circlip Plier Points Supplied in pairs. Used with 18G.1004 (7066).	Borg–Warner transmission
	18G.1004J (7066J)	Circlip Plier Points Supplied in pairs. Used with 18G.1004 (7066).	Borg–Warner transmission
	18G.1068A	Adaptor Set – Replacer – Oil Seal Convertor Housing Used with 18G.1068B.	Mini, 1100, Allegro (1100/1300)




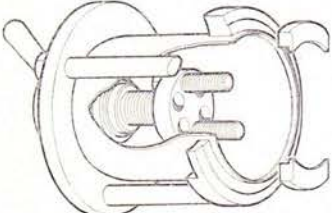
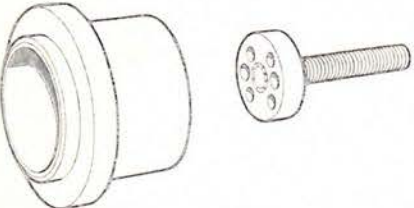
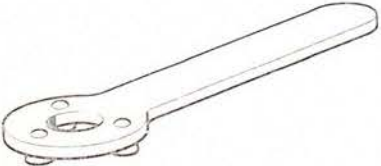
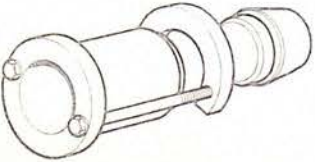
GEARBOX,AUTOMATIC

	Tool No.	Description	Application
	18G.1068B	Remover/Replacer – Primary Gear Oil Seal Basic Tool. Used with adaptor 18G.1068A above.	Mini, 1100, Allegro (1100/1300)
	18G.1086	Remover – Converter Assembly	Mini, 1100, Allegro (1100/1300)
	18G.1087	Remover – Oil Seal Converter Housing	Mini, 1100, Allegro
	18G.1088	Primary Gear Holding Tool	Mini, 1100, Allegro (1100/1300)
	18G.1089	Gauge Kit – Idler Gear and First Motion Shaft Gear	Mini, 1100, Allegro (1100/1300)
	18G.1089A	Adaptor Set – Gauge – Input Gear Used with det. 1 of 18G.1089, 18G.191 and 18G.191A.	Mini, 1100, Allegro (1100/1300)
	18G.1093	Dummy Shaft – Forward Gear Carrier Assembly Models with Mk 1 gear train. See 18G.1093A for Mk II gear train.	Mini, 1100

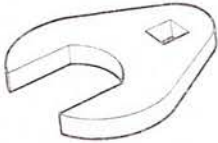
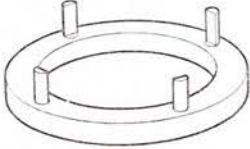



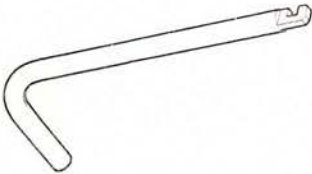
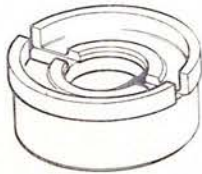
GEARBOX,AUTOMATIC

	Tool No.	Description	Application
	18G.1093A	Dummy Shaft — Forward Gear Carrier Assembly Models with Mk II gear train. See 18G.1093 for Mk. 1 gear train.	Mini, 1100, Allegro (1100/1300)
	18G.1094	Positioning Fixture — Oil Pump Pipes	Mini, 1100, Allegro (1100/1300)
	18G.1095	Holder — Top and Reverse Clutch Hub	Mini, 1100, Allegro (1100/1300)
	18G.1096	Socket Spanner — Forward Clutch Hub Nut	Mini, 1100, Allegro (1100/1300)
	18G.1097	Retainer — Forward Clutch	Mini, 1100, Allegro (1100/1300)
	18G.1098	Protector Sleeve — Converter Oil Seal	Mini, 1100, Allegro (1100/1300)
	18G.1102	Replacer — Forward Clutch Piston Seal	Mini, 1100, Allegro (1100/1300)

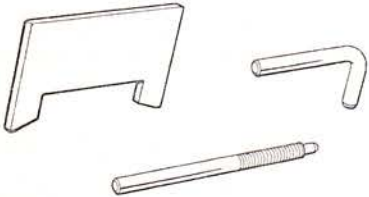



GEARBOX, AUTOMATIC

	Tool No.	Description	Application
	18G.1103	Replacer — Reverse Clutch Piston Seal See 18G.1120 for Austin/Morris 1300 models.	Mini, 1100 (not 1300cc)
	18G.1106	Centraliser — Governor Housing to Front Cover	Mini, 1100, Allegro (1100/1300)
	18G.1120	Replacer — Reverse Clutch Piston Seal	1100 (1300cc only), Allegro (1100/1300)
	18G.1152	Remover/Replacer — Primary Gear Oil Seal	2200, Maxi, Allegro (1500/1750)
	18G.1152A	Adaptors — Replacer — Converter Oil Seal See Workshop Manual for method of use. Used with 18G.1152.	Maxi, Allegro (1500/1750)
	18G.1153	Input Gear Holder	Maxi Automatic
	18G.1219	Remover/Replacer — Governor Retaining Ring Prevents damage to the surface of the shaft on which governor seats.	2200

GEARBOX,AUTOMATIC

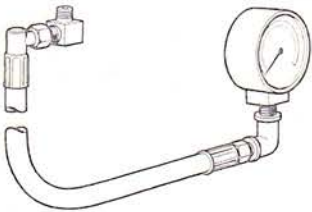
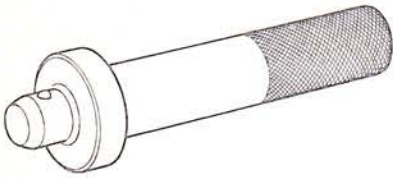
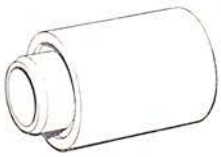
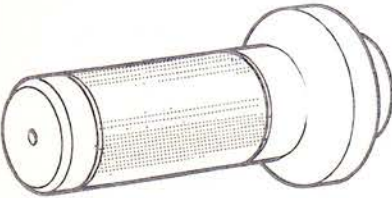

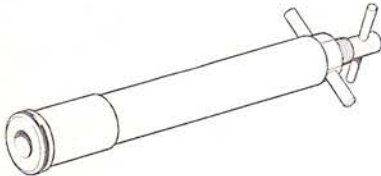
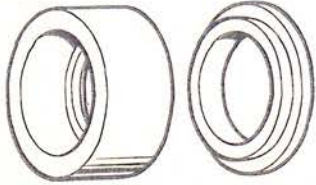
	Tool No.	Description	Application
	18G.1220	Spanner -- Output Shaft Nut Used with a suitable ½ in square drive torque wrench.	Maxi, Allegro (1500/1750)
	18G.1221	Replacer -- Top and Reverse Clutch Piston and Seal	Maxi, Allegro (1500/1750)
	18G.1222	Remover -- Convertor Early models only. See 18G.1246 for later models.	Maxi, Allegro (1500/1750)
	18G.1223	Replacer -- Forward Clutch Needle Bearing	Maxi, Allegro (1500/1750)
	18G.1224	Replacer -- Forward Clutch Piston Seal	Maxi, Allegro (1500/1750)
	18G.1225	Remover -- Convertor Oil Seal	Maxi, Allegro (1500/1750)
	18G.1226	Engine Adaptor Plate -- Alignment Gauge	2200

GEARBOX, AUTOMATIC

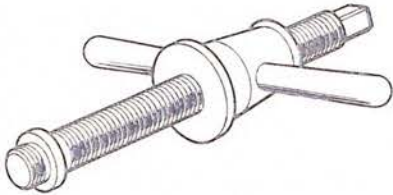

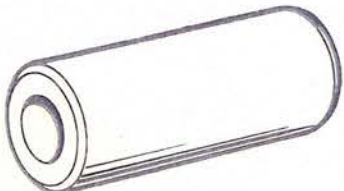

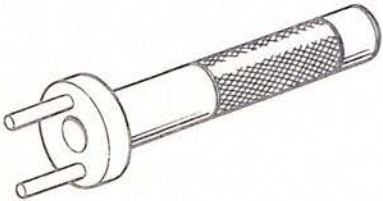
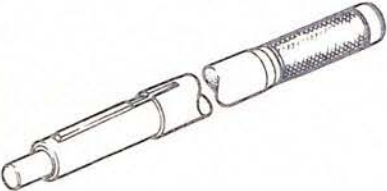

	Tool No.	Description	Application
	18G.1234	Kickdown Linkage Setting Kit	Maxi, Allegro (1500/1750)
	18G.1246	Remover - Convertor Removes convertors tapped $\frac{5}{8}$ in - 11 UNC. See 18G.1222 for early Maxi models.	Maxi, Allegro (1500/1750)
	6312A (18G.2)	Two - Legged Puller Supplied with two pairs of legs. A useful, general purpose tool.	General purpose
	606328	Adjuster - Front Brake Band	Rover cars with Borg-Warner 35 automatic transmission

	Tool No.	Description	Application

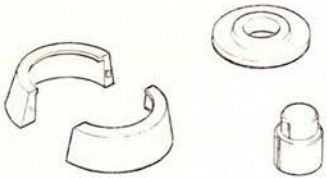

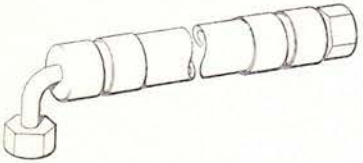

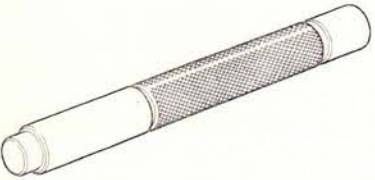
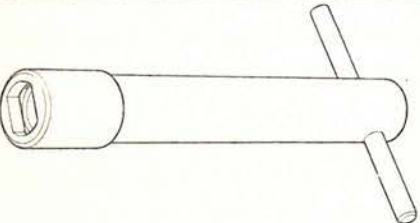
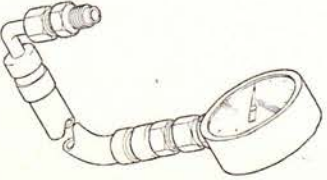
OVERDRIVE

	Tool No.	Description	Application
	CBW.1C	Hydraulic Test Equipment	Jaguar models with D type
	18G.134 (550)	Replacer – Bearing and Oil Seal Basic driver handle. Used with a range of adaptors.	Multi-purpose. For applications see adaptors listed below
	18G.134BK (L.550-1)	Replacer – Gearbox Rear Oil Seal	MGB
	18G.177 (L.177A)	Replacer – Oil Seal	MGB, MGB GT V8, Jaguar models with A, Compact or D type
	18G.178 (L.178A)	Assembly Ring – Roller Clutch	MGB, Jaguar models with A, Compact or D type, Spitfire, TR6, Stag, Sprint
	18G.182 (L.182)	Remover – Accumulator Housing 'O' ring grips the internal bore to effect withdrawal.	Jaguar models with A type, TR6, Stag, Triumph 2000, 2.5 PI
	L.182-1	Adaptor – Remover – Accumulator Piston Housing Supersedes L.216. Used with L.182.	Jaguar models with D type


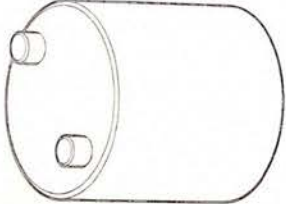
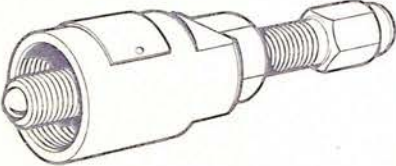

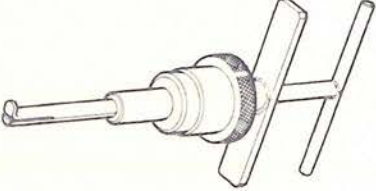
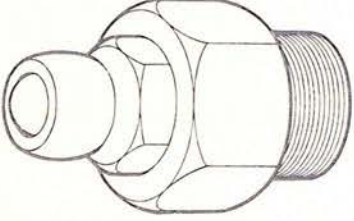
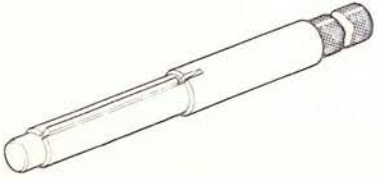
OVERDRIVE

	Tool No.	Description	Application
	L.183A	Remover – Oil Pump Body For quick removal of pump barrel. Used with a range of adaptors.	Jaguar models with A or Compact type, Spitfire, TR6, Stag, Triumph 2000, 2.5 PI
	L.183A-1	Adaptor – Remover – Pump Barrel Used with L.183A.	Jaguar models with A type, TR6, Stag, Triumph 2000, 2.5 PI
	L.183A-2	Adaptor – Remover – Oil Pump Barrel Used with L.183A.	Jaguar models with Compact type, Spitfire
	L.183A-3	Adaptor – Remover – Oil Pump Body Used with L.183A and L.183A-2.	Jaguar models with Compact type
	L.184	Replacer – Oil Pump Body The guide rods ensure correct alignment for easy replacement.	Jaguar models with A type, TR6, Stag, Triumph 2000, 2.5 PI
	L.185A	Dummy Mainshaft Essential when rebuilding the overdrive unit.	MGB, MGB GT V8, Jaguar models with A, Compact, D types, TR6, Stag, Triumph 2000, 2.5 PI
	18G.186 (L.186)	Replacer – Mainshaft Bearing	Allegro, MGB, MGB GT V8

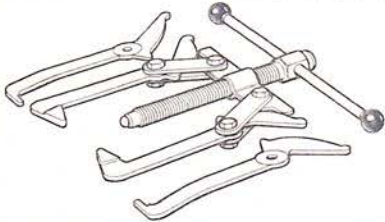

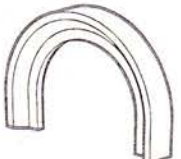
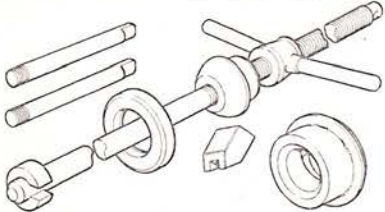
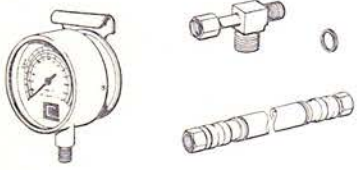
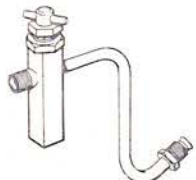
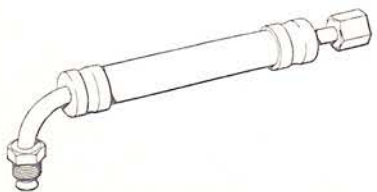
OVERDRIVE

	Tool No.	Description	Application
	L.187	Remover/Replacer — Tailshaft Bearing Used with 47.	TR6, Stag, Triumph 2000, 2.5 PI
	L.188A-2	Adaptor — Pressure Take-off Used with 18G.251.	Sprint
	L.188A-4	Hose — Pressure Test Used with 18G.251.	Spitfire, TR6, Stag, Triumph 2000, 2.5 PI
	L.202A	Remover — Tailshaft Ball Race Used with 47.	Spitfire
	L.206A	Replacer — Oil Pump Body Essential to correctly replace the body and to avoid damage to the casing.	Spitfire
	L.213	Key — Oil Pump Body Overcomes access problem.	Jaguar with Compact A and D types, Spitfire
	18G.251	Hydraulic Pressure Test Set Supersedes L.188.	MGB, MGB GT V8, Jaguar models with A, Compact types, Spitfire, TR6, Stag, Sprint, Triumph 2000, 2.5 PI



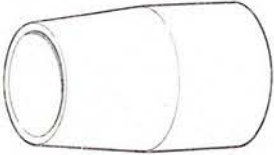
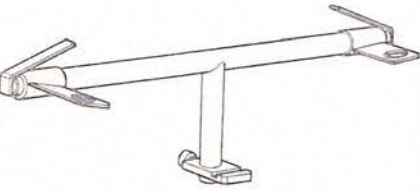
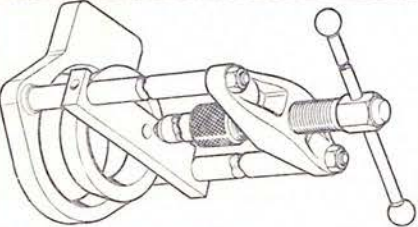
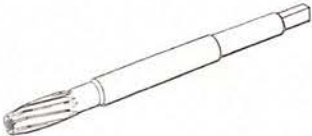
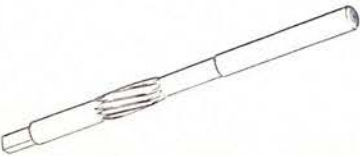
OVERDRIVE

	Tool No.	Description	Application
	L.304	Assembly Sleeve – Accumulator Piston Compresses the actuator piston rings when reassembling.	Jaguar models with Compact type
	L.354A (18G.1118)	Spanner – Oil Pump Plug	MGB, MGB GT V8, Sprint
	18G.389 (7657A)	Remover – Oil Seal Basic tool. Used with a range of adaptors.	General purpose
	18G.389D	Adaptor – Remover – Gearbox Rear Oil Seal Supersedes L.176A Used with 18G.389 (7657A)	MGB, MGB GT V8
	L.401A	Remover – Relief Valve Body and Dashpot Sleeve	Sprint
	L.402	Pressure Adaptor – Spline Release	Sprint
	18G.1039 (L.201)	Dummy Drive Shaft Aligns the splines of the planet carrier and unidirectional clutch.	Spitfire

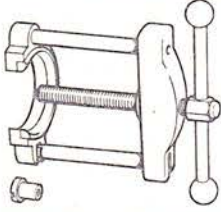
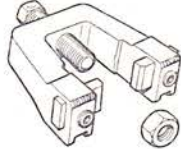
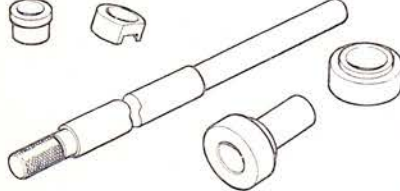
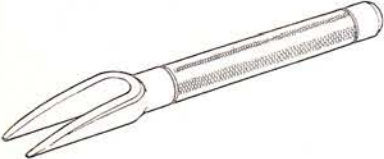



FRONT SUSPENSION, STEERING, POWER STEERING

	Tool No.	Description	Application
	18G.2 (6312A)	Two-Legged Puller Supplied with two pairs of legs.	General purpose
	18G.2E	Adaptor – Remover – Steering Wheel Used with 18G.2 (6312A).	Maxi, Marina
	18G.2F	Adaptor – Remover – Steering Wheel Used with 18G.2 (6312A).	1800, 2200
	JD.6F	Compressor – Front Coil Spring For safe removal.	XJ6, XJ12, V12 E type
	JD10	Test Set – Power Steering Checks output pump pressure.	All Jaguar and Rover models with power steering, Stag, Triumph 2000, 2.5 PI
	JD.10-2	Adaptor – Hydraulic Pressure Test Used with JD.10. *Used with 18G.1248 and HY23 on Austin Morris applications.	* 1800, 2200, all Jaguar models with power steering, Stag, Triumph 2000, 2.5 PI
	JD.10-3	Adaptor – Power Steering Two off required. Used with JD.10 and JD.10-2.	V12 E type


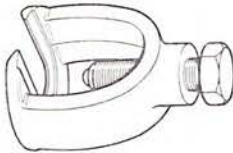
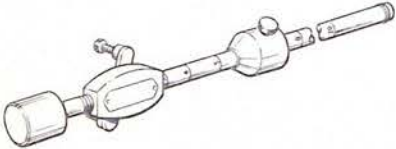


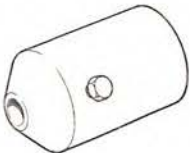

FRONT SUSPENSION, STEERING, POWER STEERING

	Tool No.	Description	Application
	HY.23	Pressure Test Equipment	1800, 2200, Stag, Triumph 2000, 2.5 PI
	JD.24 (601763)	Separator - Steering Joint Taper	All Jaguar models with power steering, Rover 2000 (early), Range Rover
	JD.34 (606604)	Seal Protector - Selector Shaft Spline	Rover 3500
	JD.36	Checking Fixture - Steering Rack Checks parallelism of steering rack with suspension.	XJ6
	47	Bearing Remover Hand Press. Basic tool. Used with a range of adaptors.	Multi-purpose. For applications see adaptors listed on subsequent pages
	18G.64	Reamer - Swivel Axle Bush - Top	A60
	18G.65	Reamer - Swivel Axle Bush - Bottom	A60

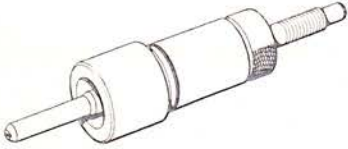
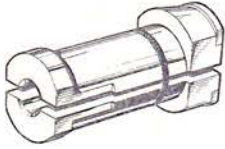

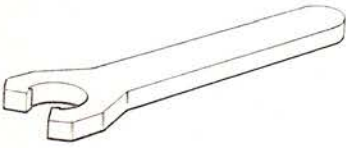
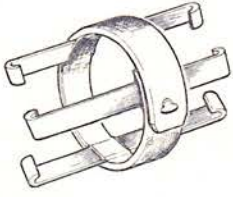
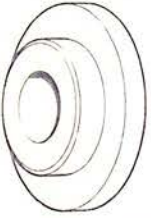
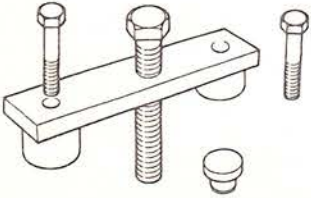
FRONT SUSPENSION, STEERING, POWER STEERING

	Tool No.	Description	Application
	18G.70	Remover – Steering Wheel	A60, MGB
	18G.75A	Remover – Steering Arm	Range Rover
	18G.85A	Remover/Replacer – Swivel Axle Bushes	A60
	18G.126 (606606)	Ball Joint Extractor	Rover 3500, Range Rover
	18G.134 (550)	Replacer – Bearing and Oil Seal Driver Handle. Basic tool. Used with a range of adaptors.	Multi-purpose. For applications see adaptors listed below
	18G.134BJ	Adaptor – Replacer – Suspension Arm Bearing Used with 18G.134 (550). See 18G.704 for remover.	1100
	18G.134CC	Adaptor – Replacer – Suspension Arm Bearing Used with 18G.134 (550).	1800

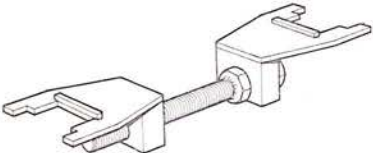
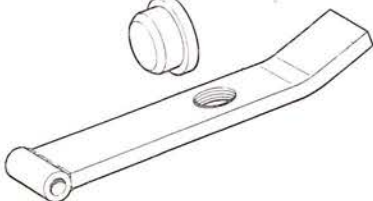
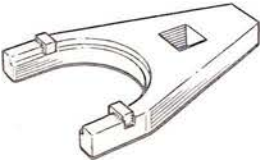

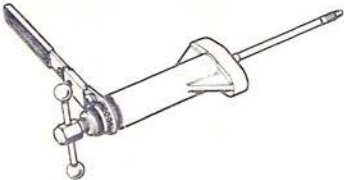

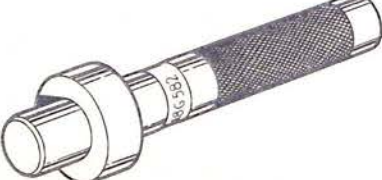
FRONT SUSPENSION, STEERING, POWER STEERING

	Tool No.	Description	Application
	18G.134DM	Adaptor — Replacer — Front Hub Bearing Cup Used with 18G.134 (550).	Allegro, Marina
	S.160	Separator — Ball Joint An efficient means of removing ball joints.	Spitfire
	18G.207	Preload Gauge Basic tool. Used with a range of adaptors.	For applications see adaptors listed below
	18G.207A	Adaptor — Pinion Pre-load Gauge — Steering Rack Used with 18G.207	Mini, 1100, 1800, 2200
	18G.207D	Adaptor — Pinion Pre-load Gauge — P.A. Steering Rack Used with 18G.207.	1800, 2200
	18G.207E	Adaptor Weight — Pre-load Gauge A heavier weight enabling the tool to read a maximum of 40 lb in instead of 20 lb in. Checks steering rack pre-loads. Used with 18G.207.	Mini, 1100, 1800, 2200, Maxi, Allegro, Marina, MGB, MGB GT V8
	284	Impulse Extractor — U.N.F. Basic tool. Used with a range of adaptors.	Multi-purpose. For applications see adaptors listed below.



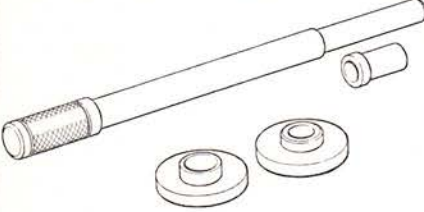
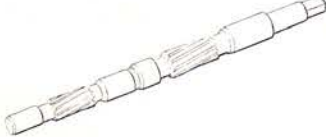
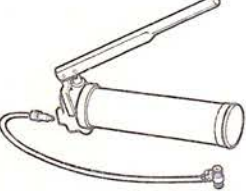
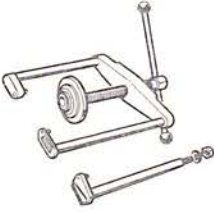

FRONT SUSPENSION, STEERING, POWER STEERING

	Tool No.	Description	Application
	18G.284H	Basic Adaptor – Bearing Remover Used with 284 and a range of adaptors.	For applications see adaptors listed below
	18G.284J	Adaptor – Remover – Suspension Arm Bearing Used with 284 and 18G.284H.	1800
	18G.312	Spanner – Steering Tie Rod Pin	A60, A40, Midget
	18G.313	'C' Spanner – Steering Tie Rod	A60, A40, Midget
	S.320	Spring Clips – Front Suspension	Stag, Triumph 2000, 2.5 PI
	S.322	Replacer – Vertical Link Outer Oil Seal Used with 18G.134 (550).	1500
	S.326A	Remover Bar – Vertical Link	1500

FRONT SUSPENSION, STEERING, POWER STEERING

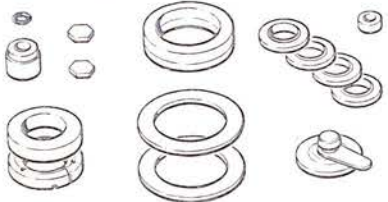

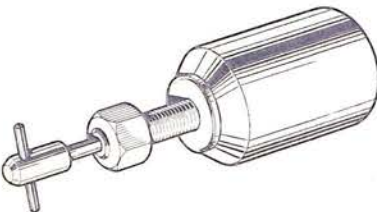
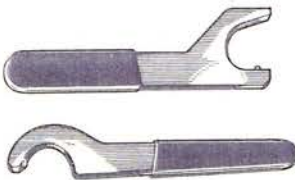
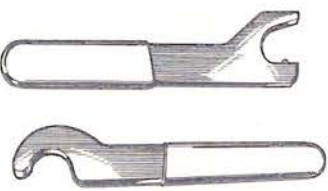


	Tool No.	Description	Application
	S.341	Compressor – Rack Mounting Used when fitting the 'U' clamps locating the steering rack and pinion housing. Not required for power steering.	Spitfire, TR6, Triumph 2000, 2.5 PI
	S.342	Remover – Vertical Link	Vitesse 2 l. Mk II, GT6
	S.355	Pow-A-Rak Nut Wrench For the steering rack locking nut on the Adwest Power Steering unit.	Stag, Triumph 2000, 2.5 PI
	18G.574A	Replacement Spindle – Compressor – Rubber Cone Spring Spare part for 18G.574B.	Mini
	18G.574B	Compressor – Rubber Cone Spring All versions with rubber cone suspensions. See 18G.703 for Hydrolastic units.	Mini
	18G.581	Remover – Front Suspension and Idler Gear Needle Bearing	Mini, 1100, Allegro (1100/1300)
	18G.582	Replacer – Suspension Needle Bearing	Mini, 1100, Allegro

FRONT SUSPENSION, STEERING, POWER STEERING

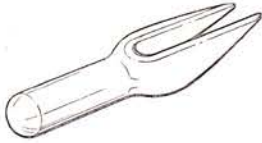
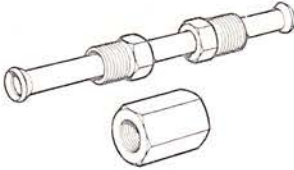
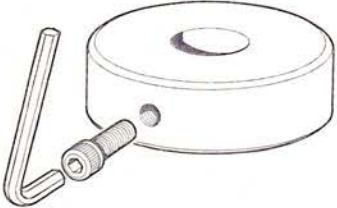
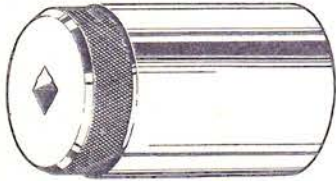
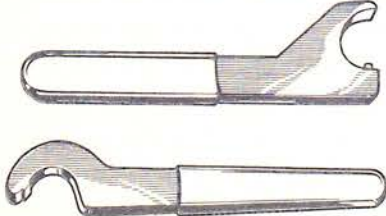
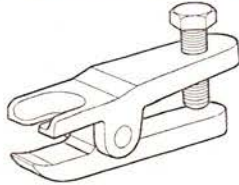

	Tool No.	Description	Application
	18G.582A	Adaptor – Replacer – Front Suspension Arm Bearing Replaces needle bearings to upper suspension arms. Used with 18G.582.	Mini
	18G.587	Socket Spanner – Swivel Hub Ball Pin Nut Nut size 1½ in AF. Also used for flywheel retaining bolt, all models, and final drive nut on models with baulk ring synchromesh gears.	Mini, 1100, Allegro (1100/1300)
	18G.596	Remover/Replacer – Swivel Axle Bushes	MGB, MGB GT V8
	18G.597	Reamer – Swivel Axle Bush Stepped pins 0.781 in to 0.908 in dia.	MGB, MGB GT V8
	18G.685	Hydrolastic Hand Pump Used only to correct car trim. 18G.703 must be used if the system has been deflated or after dismantling.	Mini, 1100, 1800, 2200, Maxi, Allegro
	18G.693	Compressor – Front Spring	A60, MGB
	18G.703	Service Unit – Hydrolastic Suspensions	Mini, 1100, 1800, 2200, Maxi, Allegro

85
86
K6.50
K6.95
K7.44

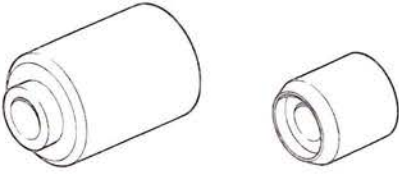


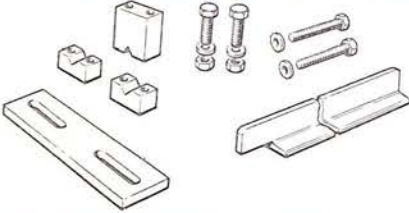
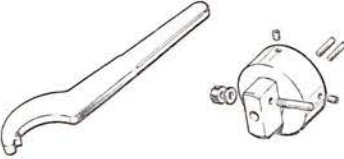

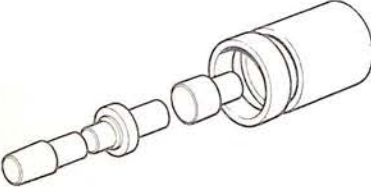
FRONT SUSPENSION, STEERING, POWER STEERING

2-34	Tool No.	Description	Application
	18G.703A	Major Service Kit A complete set of gland seals and gaskets to service 18G.703 pumps and connectors.	
	18G.703B	Minor Service Kit Parts to service 18G.703 connectors only.	
	18G.704	Remover — Radius Arm Bearing Outer Race For front suspension upper arm bearing. For replacer see 18G.134 BJ.	1100
	18G.706	Spanners — Steering Rack Ball Joint	Allegro, Marina 1.3, MGB, MGB GT V8
	18G.707	Spanners — Steering Rack Ball Joint	Mini, 1100, Maxi, Allegro
	RO.1002A	Remover — Steering Wheel Used with 18G.2 (6312A).	Range Rover
	18G.1006A	Reamer — Swivel Axle Bush	A40, Midget

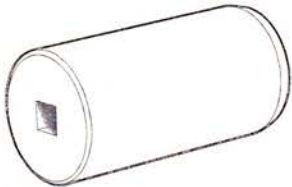
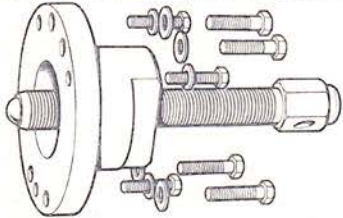
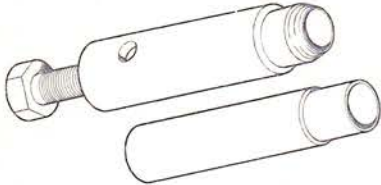

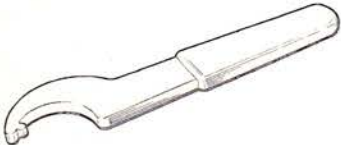
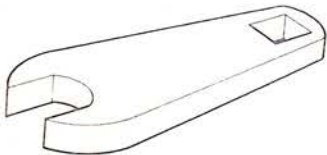
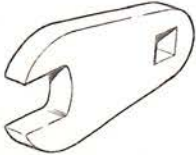
FRONT SUSPENSION, STEERING, POWER STEERING

	Tool No.	Description	Application
	RO.1006	Remover – Ball Joint A conventional ball joint remover specially dimensioned for use on the rather inaccessible rear ball joint on the self-levelling unit.	Range Rover
	RO.1012	Hydraulic Adaptor – Power Steering Used with JD.10.	Rover 3500, Range Rover
	RO.1016	Torque Setting Tool For the Adwest Power Steering Box. Secured to the input shaft by a grub screw, cord is then wound round the o.d. and attached to a spring balance.	Range Rover
	18G.1025	Socket Spanner – Swivel Hub Ball Pin Nut	1800, 2200
	18G.1030	Spanners – Steering Rack Ball Joint	1800, 2200, Allegro
	18G.1063	Remover – Steering Arm and Swivel Hub Ball Pins Removes steering and track rod ball joints.	Mini, 1100, 1800, 2200, A60, A40, Maxi, Allegro, Marina, MGB, MGB GT V8, Midget
	18G.1115	Replacer – Needle Bearings and Oil Seal – Power Assisted Steering	1800

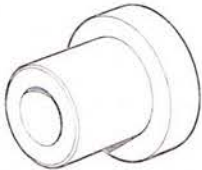
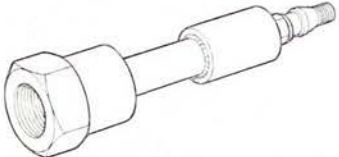
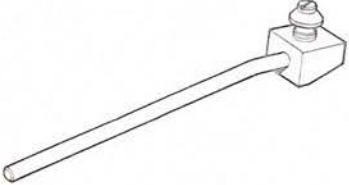
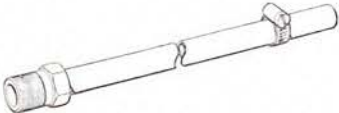
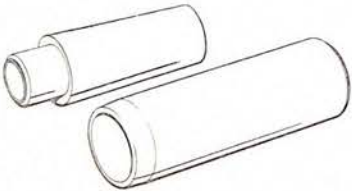
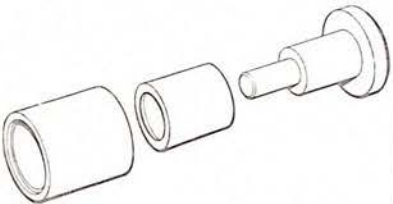
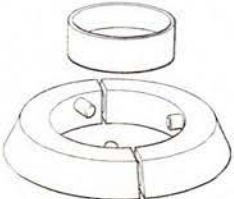
FRONT SUSPENSION, STEERING, POWER STEERING

	Tool No.	Description	Application
	18G.1122H	Adaptor – Remover/Replacer – Lower Support Arm Bush Used with PD.140 and 18G.1122.	Maxi, Allegro
	18G.1129	Assembly Sleeve – P.A. Steering Rack Oil Seal	1800, 2200
	18G.1130	Assembly Sleeve – P.A. Steering Rack Circlip	1800, 2200
	18G.1131	Retaining Clamp – Steering Rack	1800
	18G.1132	Spanner – Valve Setting and Lock Nut Used with gauge from 18G.191.	1800, 2200
	18G.1142	Remover/Replacer – Suspension Arm Bushes Used with 47 and 18G.1142A.	1800, 2200
	18G.1142A	Adaptor Set – Remover/Replacer – Suspension Arm Bushes Used with 47 and 18G.1142.	1800, 2200

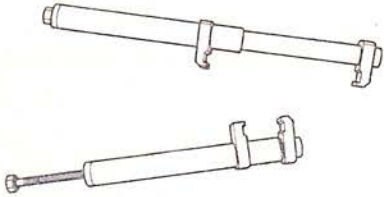
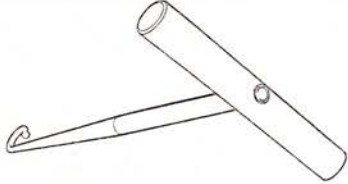
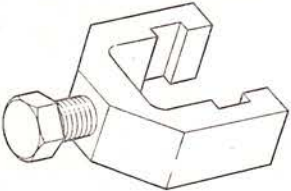
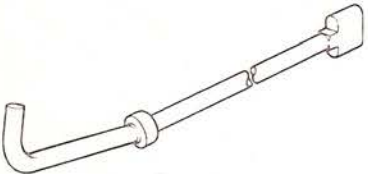
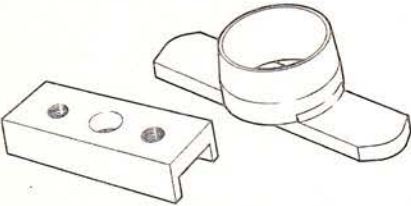
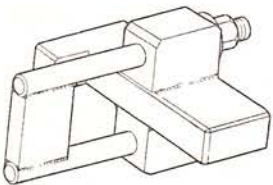
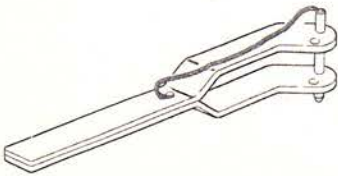
FRONT SUSPENSION, STEERING, POWER STEERING

	Tool No.	Description	Application
	18G.1164	Spanner – Rear Suspension Arm Pivot Socket	Maxi
	18G.1181	Remover – Steering Wheel Hub * 1300 GT only.	* 1100, MGB, MGB GT V8, Midget
	18G.1191	Remover/Replacer – Steering Column Bush Used without removing column assembly.	Mini, 1100, 1800, 2200, Maxi, Allegro, Marina
	18G.1192	Spanner – Swivel Pin Ball Socket ½ in square drive. Enables a torque wrench to be used.	Marina
	18G.1202	Spanner – Upper Arm Bush Retainer A useful 'C' spanner with PVC covered handle. Holds the upper arm bush retainer when dismantling and re-assembling the swivel ball pin.	Marina
	18G.1235	Crowfoot Spanner (Special) For the correct torque loading when assembling modified lower arm pivot pins, bushes, locknuts and washers in situ.	1800, 2200
	18G.1237	Crowfoot Spanner (Special) Used with 18G.373 to tighten front suspension reaction pad to the correct torque.	Marina 1.3

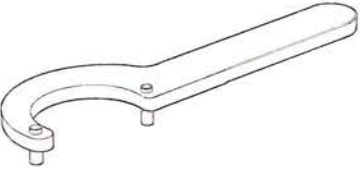
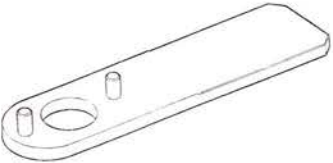
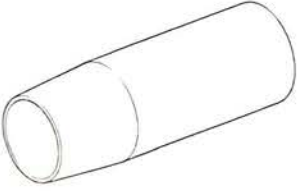
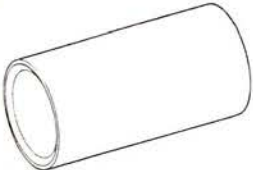
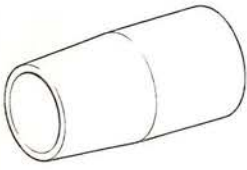
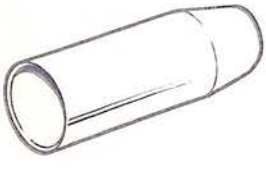
FRONT SUSPENSION, STEERING, POWER STEERING

	Tool No.	Description	Application
	18G.1239	<p>Remover/Replacer – Lower Arm Spherical Bush</p> <p>A double-sided tool for removal and replacement to the correct depth. Used with a workshop press.</p>	Allegro
	18G.1244	<p>Hydragas Test Pipe</p> <p>Connects 18G.703 to the Hydragas unit to check, by means of testing the fluid pressure, for nitrogen leakage.</p>	Allegro
	18G.1245	<p>Setting Gauge – Front Suspension</p> <p>Sets the pivot shaft height before tightening pivot shaft bolt to ensure correct torsion in the rubber bush on the front suspension pivot shaft.</p>	Allegro
	18G.1248	<p>Adaptor Set – Power Steering Pump</p> <p>Used with HY23 and JD.10–2.</p>	1800, 2200
	18G.1251	<p>Assembly Tool – Inboard Joint Boot Clip Internal</p> <p>A tapered mandrel and tube used to push the rubber boot and clip over the inner part of the joint.</p>	Allegro
	18G.1252	<p>Remover/Replacer – Lower Arm Bush</p> <p>Used with a workshop press to remove and refit the lower arm rubber bush. A positioning stop ensures correct replacement.</p>	MGB GT V8
	S.4221A–5A	<p>Adaptor – Remover/Replacer – I.F.S. Coil Spring</p>	Spitfire, Toledo, 1500 TC, 1500

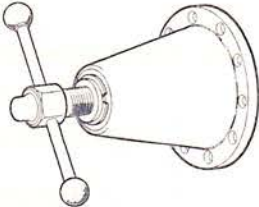

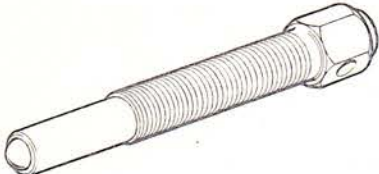
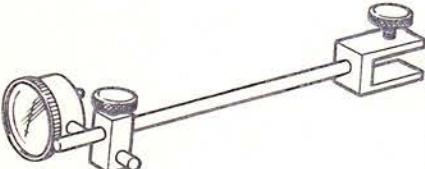
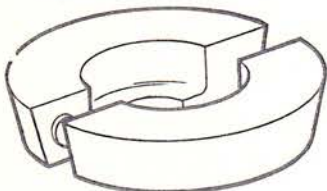
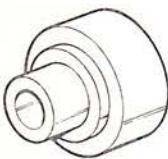
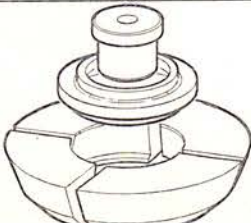
FRONT SUSPENSION, STEERING, POWER STEERING

	Tool No.	Description	Application
	P.5045	Retainers — Adjustable Coil Spring Enable the front road spring and damper to be safely dismantled. Supersedes S.320.	Stag, Toledo, 1500 TC, Dolomite, Sprint, Triumph 2000, 2.5 PI, 1500
	511041	Replacer — Ball Swivel Rubber Boot Avoids damage when fitting.	Rover 2000, Rover 3500
	565446	Remover — Steering Ball Joints	Rover 2000, Rover 3500
	600304	Retainer Rods — Front Road Springs	Rover 2000, Rover 3500
	600962	Remover — Bottom Ball Joint	Rover 2000, Rover 3500
	601476	Extractor — Ball Swivels Useful when dealing with a damaged front suspension. For front link ball joints only.	Rover 2000, Rover 3500
	605227	Compressor — Shock Absorber and Stabiliser Rod Compresses the rubber bush for easy removal and replacement of the fixing.	Rover 2000, Rover 3500

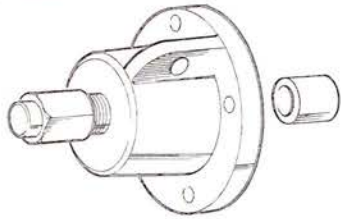
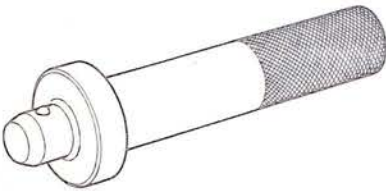
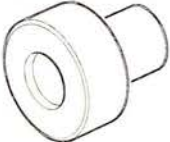




FRONT SUSPENSION, STEERING, POWER STEERING

	Tool No.	Description	Application
	606600	'C' Spanner – Steering Box Locknut Screw Power Steering.	Rover 3500, Range Rover
	606601	Peg Spanner – Steering Box Adjusting Screw Power Steering.	Rover 3500, Range Rover
	606602 (JD.32)	Ring Expander – Steering Box Valve Worm Seals Power Steering.	Rover 3500, Range Rover
	606603 (JD.33)	Ring Compressor – Steering Box Valve Worm Seals Power Steering.	Rover 3500, Range Rover
	606604 (JD.34)	Seal Saver – Steering Box Selector Shaft Power Steering.	Rover 3500, Range Rover
	606605 (JD.35)	Seal Saver – Steering Box Input Shaft	Rover 3500, Range Rover


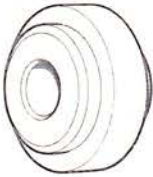




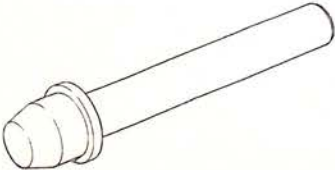
FRONT AND REAR HUBS INCLUDING BRAKES

	Tool No.	Description	Application
	JD.1D	Hub Remover Suitable for disc wheels.	XJ6, XJ12, V12 E type
	SL.7	Replacer — Rear Hub Bearing Cone and Cup	XJ6, XJ12, V12 E type
	JD.7A	Hub Puller Suitable for wire wheels.	V12 E type
	JD.13A	Backlash Gauge — Rear Hub	XJ6, XJ12, V12 E type
	SL.14-7	Remover — Rear Hub Bearing Cone Used with 47.	XJ6, XJ12, V12 E type
	JD.15	Master Spacer and Bearing Replacer — Rear Hub	XJ6, XJ12, V12 E type
	JD.16C	Remover/Replacer — Rear Hub Outer Bearing Cone Used with 47.	XJ6, XJ12, V12 E type


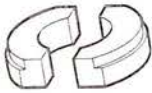
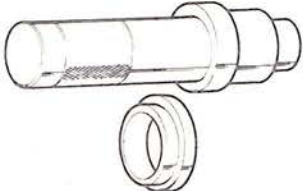
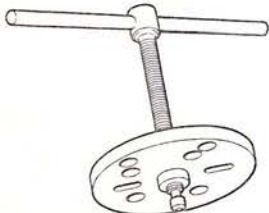



FRONT AND REAR HUBS INCLUDING BRAKES

	Tool No.	Description	Application
	M.86C	Remover – Rear Hub Includes thread protector to prevent damage to the shaft end.	TR6, Stag, Triumph 2000, 2.5 PI
	18G.134 (550)	Replacer – Bearings and Oil Seals Driver handle. Basic tool. Used with a range of adaptors.	General purpose
	18G.134P	Adaptor – Replacer – Diff. Bearings Used with 18G.134 (550).	1800, 2200, A60, MGB, MGB GT V8
	18G.134BN	Adaptor – Replacer – Hub Oil Seal, Front and Rear Used with 18G.134 (550).	1800
	18G.134BP	Adaptor – Replacer – Hub Oil Seal – Front Inner Used with 18G.134 (550). See 18G.134CR for later models.	1800 (early)
	18G.134CB	Adaptor – Replacer – Front Hub Bearing Cup Used with 18G.134 (550)	1800, 2200
	18G.134CC	Adaptor – Replacer – Rear Hub Bearing Used with 18G.134 (550).	1800, 2200




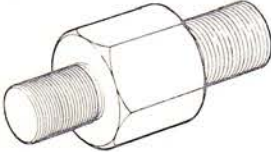


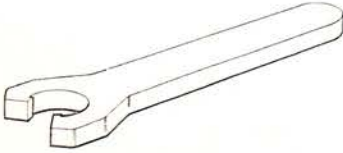
FRONT AND REAR HUBS INCLUDING BRAKES

	Tool No.	Description	Application
	18G.134CR	Adaptor – Replacer – Hub Oil Seal, Front, Inner Used with 18G.134 (550)	1800 (late), 2200
	18G.134DE	Adaptor – Replacer – Front Hub Oil Seals Used with 18G.134 (550).	Maxi
	18G.134DF	Adaptor – Replacer – Front Hub Bearing Cup Used with 18G.134 (550).	Maxi
	18G.134DM	Adaptor – Replacer – Front Hub Bearing Cup Used with 18G.134 (550) and a workshop press.	Allegro, Marina
	18G.134DO	Adaptor – Replacer – Hub Oil Seal – Front Inner For later front hub oil seal (inner) part No. BTA 1326. Used with 18G.134 (550).	Mini, 1100, Allegro
	18G.152	Spanner – Rear Hub Nut	A60, A40, MGB (early), Midget
	18G.260	Remover – Front Hub Bearing Outer Race Basic Tool. Used with a range of adaptors.	Mini, 1800, Allegro


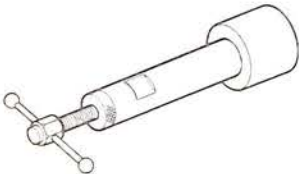
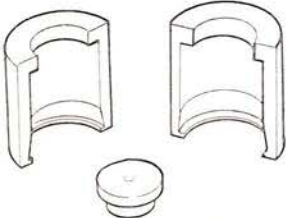
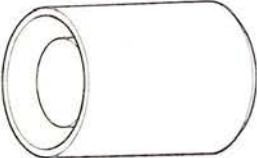
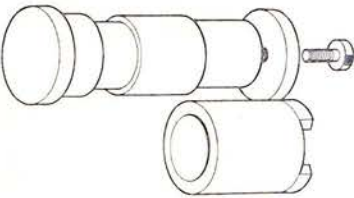
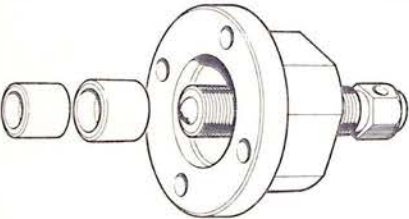
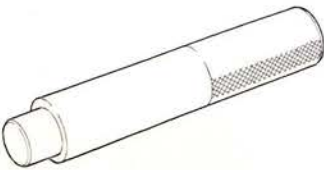
FRONT AND REAR HUBS INCLUDING BRAKES

	Tool No.	Description	Application
	18G.260C	Adaptor – Replacer – Rear Hub Bearing Used with 18G.260.	Mini
	18G.260H	Adaptor – Replacer – Front Hub Bearing Cup Not Cooper models with taper roller bearings. Used with 18G.260.	Mini, 1100, Allegro
	S.300A	Remover/Replacer – Rear Hub Needle Bearing A hollow driver with a stepped spigot and a loose spacer ring.	Spitfire
	18G.304	Remover – Front and Rear Hub Basic Tool. Used with a range of adaptors, bolts and thrust pads.	Mini, 1100, 1800, 2200, A60, A40, Maxi, Allegro (1100/1300), Marina, MGB, MGB GT V8
	S.304	Replacer – Rear Hub Bearing	Spitfire, Toledo, 1500 TC, Dolomite
	18G.304A	Adaptor Bolt – Hub Remover – 1/2 in UNF Three bolts required. Used with 18G.304.	1800, 2200, MGB, MGB GT V8
	18G.304B	Adaptor Bolt – Hub Remover – 7/16 in UNF Two bolts required for the 1100, three for other models. Used with 18G.304.	1100, A60, Maxi, Allegro, MGB, MGB GT V8

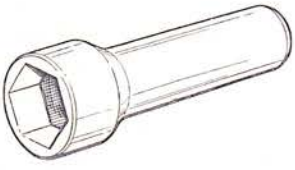


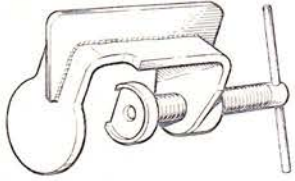
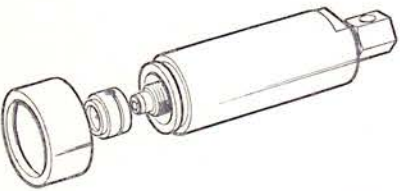
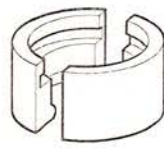

FRONT AND REAR HUBS INCLUDING BRAKES

	Tool No.	Description	Application
	18G.304F	Adaptor – Bolt – Hub Remover – 3/8 in UNF Two adaptor bolts required. Used with 18G.304.	Mini, A40, Allegro, Marina, Midget
	18G.304H	Thrust Pad – Hub Remover – Rear Hubs Used with 18G.304 and adaptor bolts.	A40, Allegro (1500/1750), Midget
	18G.304J	Thrust Pad – Hub Remover – Rear Hubs Used with 18G.304 and adaptor bolts.	A60, MGB, MGB GT V8
	18G.304P	Adaptor – Remover – Drive Flange Versions with drum brakes. Used with 18G.304, 18G.304F and 284.	Mini
	18G.304S	Adaptor Bolts – Hub Remover – 3/8 in UNF Supplied in pairs. Used with 18G.304.	Maxi
	18G.312	Spanner – Steering Tie Rod Pin	A60, A40, Midget
	18G.313	'C' Spanner – Steering Tie Rod	A60, A40, Midget

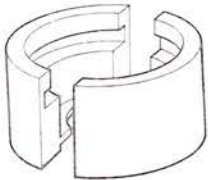
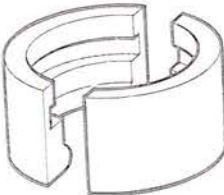
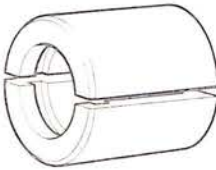
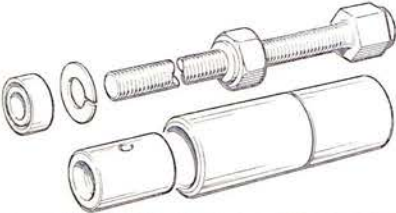
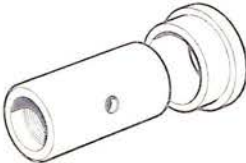

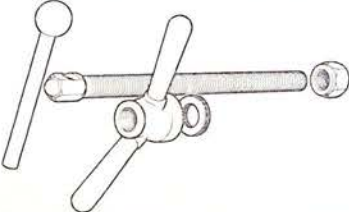
FRONT AND REAR HUBS INCLUDING BRAKES

	Tool No.	Description	Application
	S.317	Wrench — Rear Hub Adjusting Nut Tightens the adjusting nut and locknut for correct end float.	TR6, Stag, Triumph 2000, 2.5 PI
	S.323	Bearing Extractor	Toledo
	S.323-1	Adaptors — Remover — Outer Hub Bearing Used with S.323.	Toledo, 1500
	S.324	Replacer — Outer Hub Bearing and Vertical Link	Toledo, 1500
	S.325	Gauge — Hub End Float	Toledo, 1500
	S.356A	Remover — Rear Hub Includes thread protector to prevent damage to the end of the shaft. Supersedes S.109D.	Marina, Spitfire, Toledo, 1500 TC, Dolomite, Sprint, 1500
	18G.575	Remover — Front Hub Drive Flange	Mini


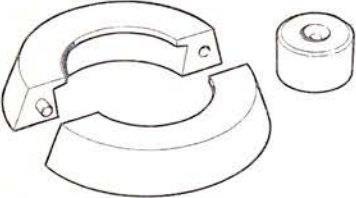
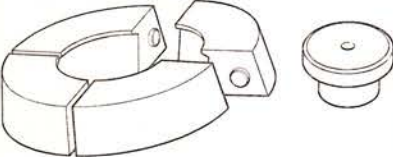
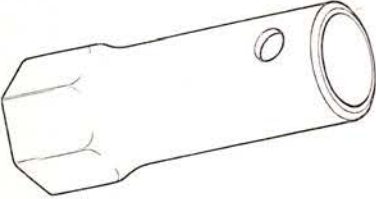
FRONT AND REAR HUBS INCLUDING BRAKES

	Tool No.	Description	Application
	18G.586	Spanner — Rear Hub Nut For GT type axle fitted with wire wheels.	MGB (late), MGB GT V8
	18G.590	Resetting Tool-Disc Brake Piston	1100, MGB, MGB GT V8, Midget
	18G.619A	Spanner — Brake Adjuster Not for two leading shoe Mini-front	Mini, 1100, 1800, 2200, A60, Maxi, Allegro, Marina, MGB GT V8, Midget
	18G.672	Resetting Tool — Disc Brake Piston	Mini, Marina 1.3, Range Rover
	18G.705	Remover — Bearing Race Centre Basic Tool. Used with a range of adaptors.	Mini, 1100, 1800, 2200, Maxi, Allegro
	18G.705A	Adaptor — Remover — Bearing Race Centre-Rear Hub Not for Cooper with taper roller bearings. Used with 18G.705.	Mini (early)
	18G.705B	Adaptor — Remover — Bearing Race Centre — Front Hub Not for Cooper with taper roller bearings. Used with 18G.705. Used for 1100 rear hub alternative bearing.	Mini (late), 1100 (late), Allegro

FRONT AND REAR HUBS INCLUDING BRAKES

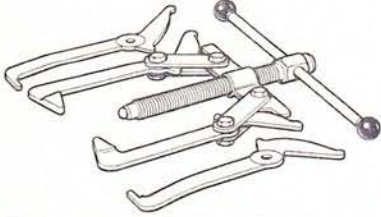
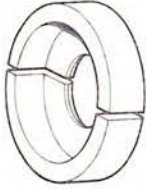
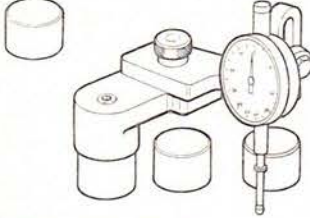
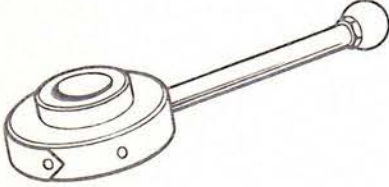


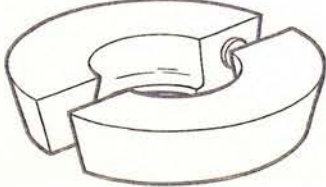
	Tool No.	Description	Application
	18G.705C	Adaptor – Remover – Bearing Race Centre – Front Hub Used with 18G.705.	A40, Midget
	18G.705D	Adaptor – Remover – Bearing Race Centre – Rear Hub Used with 18G.705. Use 18G.705B for later hub bearing on the 1100 range.	1100 (early)
	18G.705J	Adaptor – Remover – Bearing Race – Front Hub Used with 18G.705.	Maxi
	18G.1104	Replacer – Front Hub and Drive Flange	1800, Maxi, Allegro
	18G.1104A	Adaptor – Replacer – Front Hub Used with 18G.1104.	Maxi
	18G.1104B	Adaptor – Replacer – Front Hub * with offset sphere drive shafts.	Mini, 1100, * Allegro (1100/1300 auto.)
	18G.1122 (PD.140)	Replacer – Bearing Inner Cup Basic Tool. Used with a range of adaptors.	General purpose

FRONT AND REAR HUBS INCLUDING BRAKES

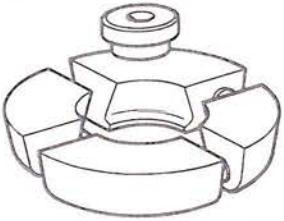
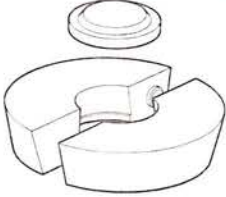
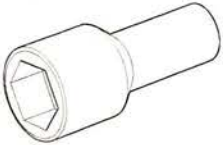
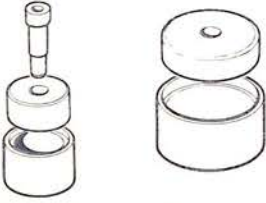

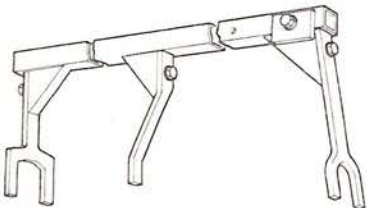
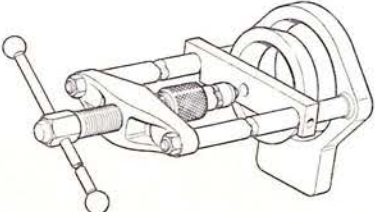
	Tool No.	Description	Application
	C.2030	Brake Servo Tool Essential for removing servo vacuum shell and cover. Supersedes 606516.	Rover 3500
	S.4221A-21	Remover – Axle Shaft Bearing	Sprint
	541884	Adaptor – Remover – Hub Bearing Used with 47.	Rover 2000, Rover 3500
	606435	Spanner – Hub Adjusting	Range Rover

	Tool No.	Description	Application



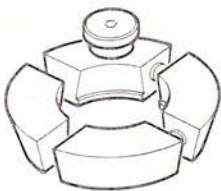
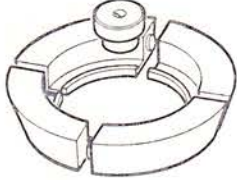
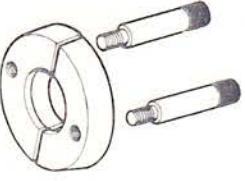
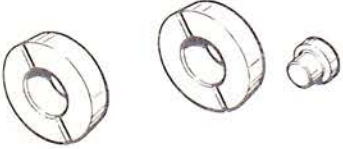
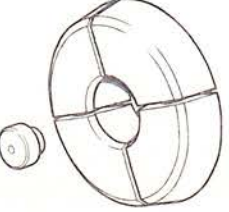
REAR SUSPENSION AND FINAL DRIVE

	Tool No.	Description	Application
	18G.2 (6312A)	Two-Legged Puller Supplied complete with two pairs of legs	General purpose
	18G.2G	Adaptor - Remover - Differential Bearing Used with 18G.2 (6312A).	Mini, 1100, Allegro (1100/1300)
	SL.3	Pinion Setting Gauge Essential for setting pinion height.	XJ6, XJ12, V12 E type
	SL.4	Replacer - Pinion Oil Seal	XJ6, XJ12, V12 E type
	JD.11B	Adaptor - Dismantler - Damper and Spring Unit Used with 47.	XJ6, XJ12, V12 E type
	JD.14	Dummy Shafts - Rear Wishbone Pivot Set of two. Used to facilitate location when fitting.	XJ6, XJ12, V12 E type
	SL.14-1	Remover/Replacer - Pinion Bearing Cone Used with 47.	XJ6, XJ12, V12 E type

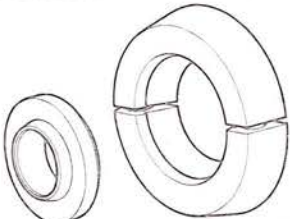
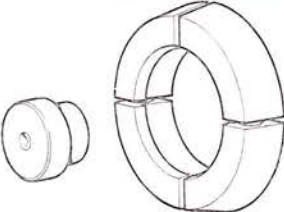
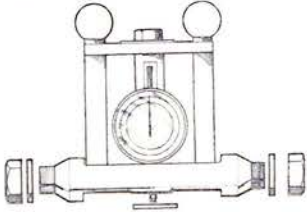
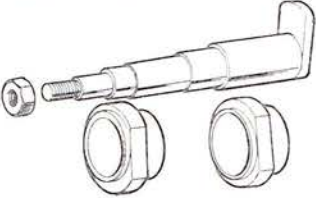
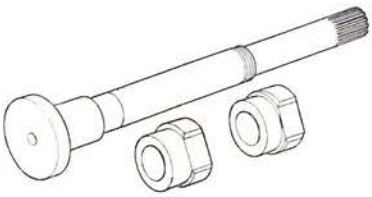


REAR SUSPENSION AND FINAL DRIVE

	Tool No.	Description	Application
	SL.14-3	Remover – Differential Bearing Cone Used with 47.	XJ6, XJ12, V12 E type
	SL.14-9	Adaptors – Remover/Replacer – Drive Shaft Bearing For tapered bearing cones on the drive shafts. Power Lock slip differential only. Used with 47.	XJ6, XJ12, V12 E type
	SL.15	Wrench – Drive Shaft Bearing Nut ½ in square drive. Used with a torque spanner. Power Lock slip differential only.	XJ6, XJ12, V12 E type
	JD.21	Remover/Replacer – Torque Arm Bush Used with 47.	XJ6, XJ12, V12 E type
	JD.25	Setting Links – Rear Camber Set of 2.	XJ6, XJ12, V12 E type
	JD.46	Alignment Tool – Propellor Shaft	XJ6, XJ12
	47	Remover – Bearing Hand Press. Basic Tool. Used with a range of adaptors. Supersedes 18G.47C and S.4221A.	Multi-purpose. For applications see adaptors listed below


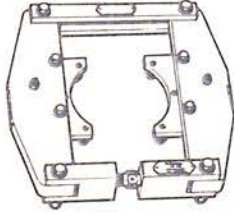
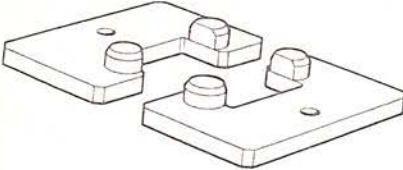
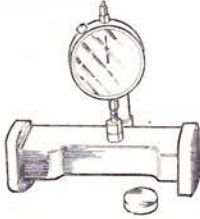
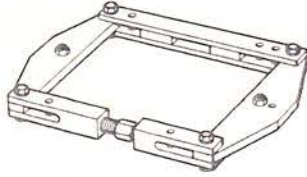
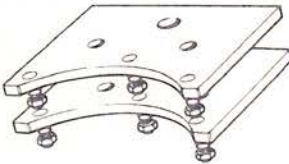
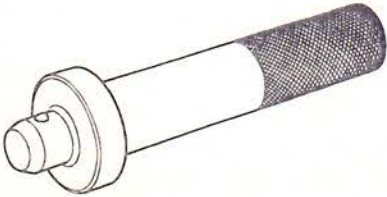
REAR SUSPENSION AND FINAL DRIVE

	Tool No.	Description	Application
	18G.47AH	Adaptor – Remover/Replacer – Bevel Pinion Inner Race Used with 47.	MGB (early)
	18G.47AJ	Adaptor – Remover/Replacer – Bevel Pinion Bearing Used with 47.	Stag
	18G.47AK	Adaptor – Remover – Differential Bearings Used with 47.	MGB (late), MGB GT V8
	18G.47AL	Adaptor – Remover – Differential Bearings Used with 47.	1800, 2200
	18G.47AT	Adaptor – Remover – Drive Shaft and Bearing Used with 47.	1800, 2200
	18G.47BB	Adaptor – Remover – Differential Bearing Used with 47.	Range Rover
	18G.47BD	Adaptor – Remover – Differential Carrier Bearings Avoids damage to the diff. bearings. Used with 47.	Marina, Spitfire, Toledo, 1500 TC, Dolomite


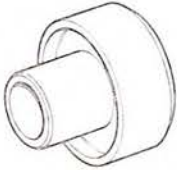
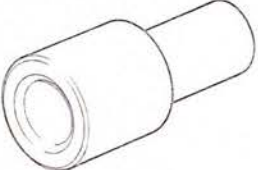

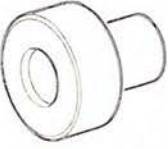

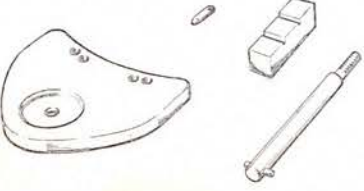
REAR SUSPENSION AND FINAL DRIVE

	Tool No.	Description	Application
	18G.47BK	Adaptor – Remover/Replacer – Pinion Bearing Cone Used with 47.	TR6, Stag, Triumph 2000, 2.5 Pl.
	18G.47BL	Adaptor – Remover – Differential Bearing Cone Used with 47.	Toledo
	M.84B	Setting Gauge – Pinion Bearing	TR6, Triumph 2000, 2.5 Pl, 1500
	M.84B-1	Pinion and Dummy Bearing Set Used with M.84B.	TR6, Stag, Sprint, Triumph 2000, 2.5 Pl
	M.84B-3	Pinion and Dummy Bearing Set Used with M.84B.	1500
	M.84B-4	Spacer – Dummy Pinion Height Used with M.84B and M.84B-1 to ascertain shim thickness.	Stag
	M.84B-5	Spacer – Pinion Height Used with M.84B and M.84B-3.	1500

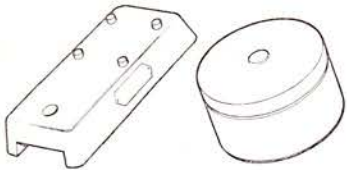
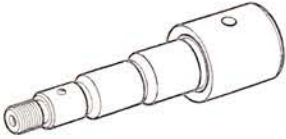
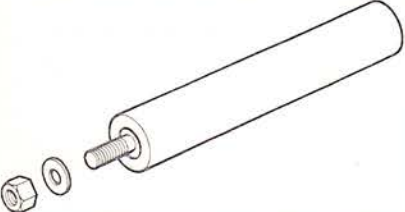
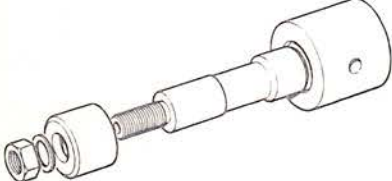

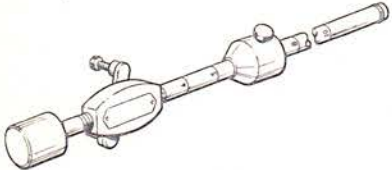
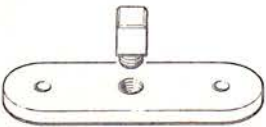
REAR SUSPENSION AND FINAL DRIVE

	Tool No.	Description	Application
	S.98A	Pre-load Gauge Beam type tool used for measuring the pre-load on pinion bearings.	TR6, Stag, Sprint, Triumph 2000, 2.5 PI, 1500
	S.101	Differential Case Spreader Allows the differential unit to be entered or removed without damage to the bearing abutment faces and housing. * 18G.131C and 18G.131E can be used as an alternative for the Marina.	* Marina, TR6, Stag, Toledo, Dolomite, Sprint, Triumph 2000, 2.5 PI.
	S.101-1	Adaptor - Differential Case Spreader Used with S.101.	TR6, Stag, Triumph 2000, 2.5 PI.
	S.108	Setting Gauge - Pinion Bearing Height Used to ascertain the shim thickness required behind the pinion bearings.	Toledo (early)
	18G.131C (SL.1A)	Stretcher - Rear Axle Casing Avoids damage to components.	Marina, MGB, MGB GT V8
	18G.131E	Adaptor Set - Spreader - Differential Case Used with 18G.131C.	Marina
	18G.134 (550)	Replacer - Bearing and Oil Seal Driver handle. Basic Tool. Used with a range of adaptors.	General purpose

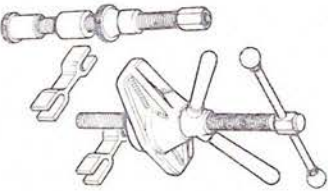
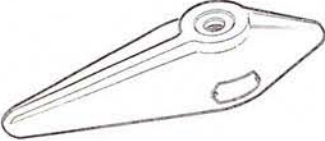

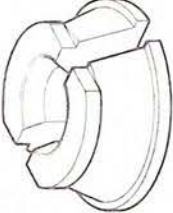
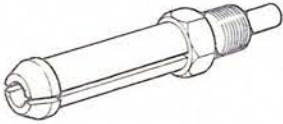
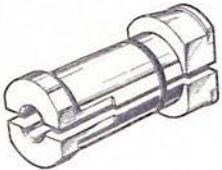

REAR SUSPENSION AND FINAL DRIVE

	Tool No.	Description	Application
	18G.134BJ	Adaptor – Replacer – Radius Arm Bearing Outer Race Used with 18G.134 (550)	1100
	18G.134CM	Adaptor – Replacer – Differential Bearings Used with 18G.134 (550).	MGB, MGB GT V8
	18G.134DH	Adaptor – Replacer – Differential Bearings Used with 18G.134 (550).	Marina, Spitfire, Toledo, 1500 TC, Dolomite
	18G.134DM	Adaptor – Replacer – Pinion Oil Seal Used with 18G.134 (550).	Marina
	18G.134P	Adaptor – Replacer – Differential Bearings Used with 18G.134 (550).	1800, 2200, A60, MGB, MGB GT V8
	18G.191	Setting Gauge – Bevel Pinion Measures shims required for correct pinion height.	Mini, 1100, A60, A40, Allegro (1100/1300), Marina, MGB, MGB GT V8, Midget, Spitfire, Toledo, 1500 TC, Dolomite
	18G.191A	Gauge – Differential Bearing Used with 18G.191. The plate only can be used as a surface plate for checking A40, Marina, MGB, MGB GT V8 and Midget.	A60

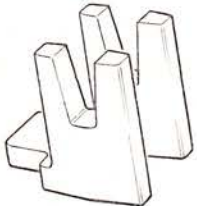
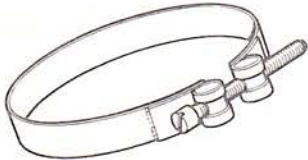
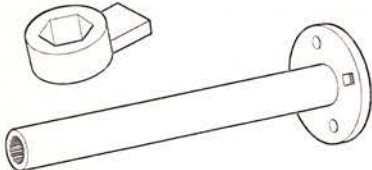


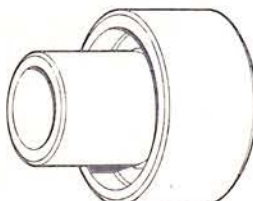

REAR SUSPENSION AND FINAL DRIVE

	Tool No.	Description	Application
	18G.191F	Gauge – Differential Assembly Used with 18G.191, 18G.191A, 18G.191H and 18G.191J.	MGB, MGB GT V8
	18G.191H	Dummy Pinion Used with 18G.191, 18G.191F and 18G.191J.	MGB (late), MGB GT V8
	18G.191J	Adaptor Pillar – Gauge – Differential Assembly Used with 18G.191, 18G.191F, and 18G.191H.	MGB (late), MGB GT V8
	18G.191M	Dummy Pinion Used with 18G.191 Pinion Height Gauge	Marina, Spitfire, Toledo, 1500 TC, Dolomite
	18G.191Q	Gauge Block – Pinion Setting Zeroes dial gauge before selecting pinion head washer. Used with 18G.191 and 18G.191A.	A60, A40
	18G.207	Bearing Pre-load Gauge Drive flange with 2 5/16 in to 3 11/16 in P.C. dia. hole centres.	A60, A40, Marina, MGB, MGB GT V8, Midget
	18G.207B	Adaptor – Pre-load Gauge – Bevel Pinion Used with 18G.207.	Marina

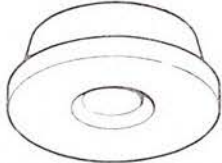
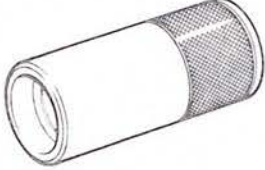
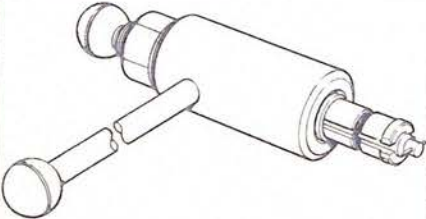
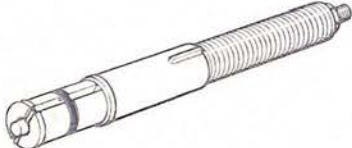
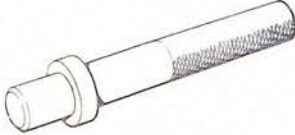
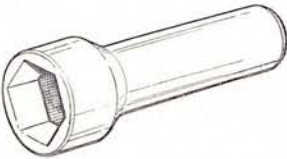
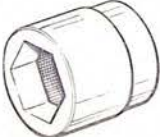
REAR SUSPENSION AND FINAL DRIVE

	Tool No.	Description	Application
	18G.264	Remover/Replacer — Bevel Pinion Bearing Outer Race Basic tool. Used with a range of adaptors.	MGB, MGB GT V8, Midget
	18G.264AA	Bridge Piece Adaptor — Large Used with 18G.264.	MGB, MGB GT V8
	18G.264AB	Adaptor — Remover/Replacer Pinion Bearing Outer Race — Front Used with 18G.264.	MGB, MGB GT V8
	18G.264AD	Adaptor — Remover/Replacer Pinion Bearing Outer Race (Large) Used with 18G.264.	MGB, MGB GT V8
	284	Impulse Extractor — UNF Basic tool. Used with a range of adaptors.	General purpose
	18G.284J	Adaptor — Remover — Radius and Suspension Arm Bearing Used with 284 and 18G.284H.	1800
	S.316	Adaptor — Pinion Holder Provides the only sure method of holding the pinion to obtain the high torque loading required on the pinion nut. Used with S.98A.	Triumph 2000, 2.5 PI

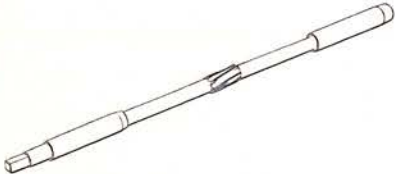

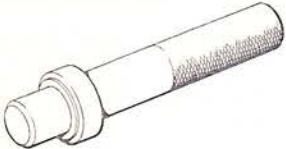
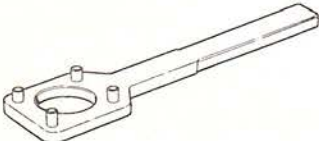
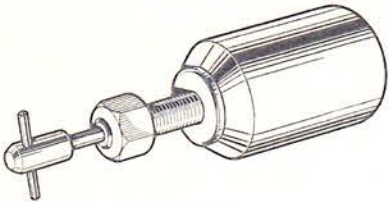
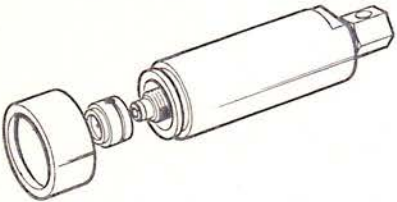
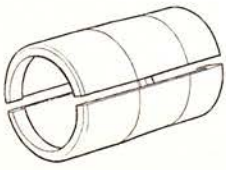
REAR SUSPENSION AND FINAL DRIVE

	Tool No.	Description	Application
	S.318	Holding Jig – Halfshaft Assembly Ensures that the universal yoke is held rigidly, without the possibility of damage.	TR6, Stag, Triumph 2000, 2.5 PI
	S.328	Rotoflex Coupling Band Compresses the rubber for removal and replacement of coupling bolts.	1500
	S.330	Wrench and Torque Adaptor – Pinion Nut	1500
	S.331	Pilot – Pinion Oil Seal	1500
	S.332	Replacer – Pinion Oil Seal Used with 18G.134 (550).	1500
	SL.550-1	Adaptor – Replacer – Differential Bearing Cone Used with 18G.134 (550).	XJ6, XJ12, V12 E type
	SL.550-4	Replacer – Pinion Outer Bearing Cup Used with 18G.134 (550).	XJ6, XJ12, V12 E type

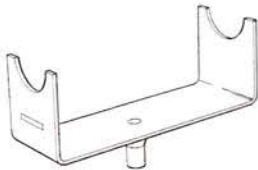

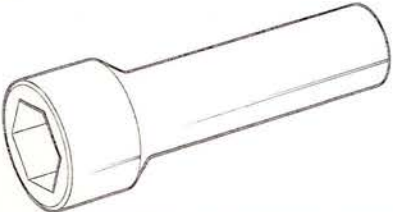
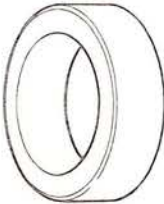
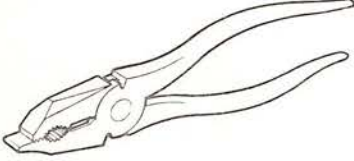
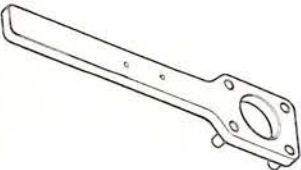
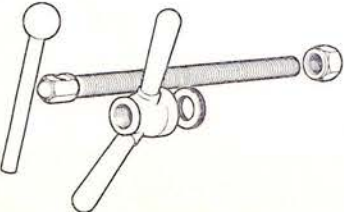
REAR SUSPENSION AND FINAL DRIVE

	Tool No.	Description	Application
	SL.550-5	Replacer — Pinion Inner Bearing Cup Used with 18G.134 (550).	XJ6, XJ12, V12 E type
	18G.578	Replacer — Differential Bearing	Mini, 1100, Allegro (1100/1300)
	18G.583	Remover — Rear Radius Arm Bush	Mini
	18G.583B	Adaptor — Remover — Rear Radius Arm Needle Bearing For later models with cast rear radius arm. Used with 18G.583.	Mini
	18G.584	Replacer — Rear Radius Arm Bush	Mini
	18G.586	Spanner — Final Drive Gear Nut For intermediate gearboxes see 18G.587.	Mini (early), 1800, 2200
	18G.587	Spanner — Final Drive Gear Nut For baulk ring type gearboxes. Also suits flywheel retaining bolt.	Mini (late), 1100, Allegro (1100/1300)

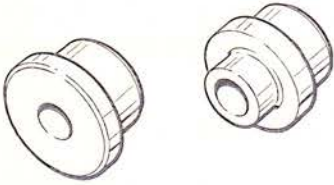

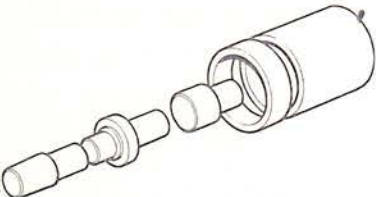
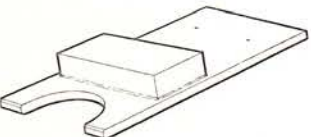
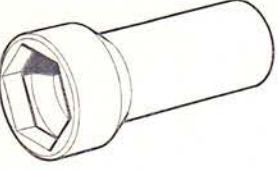
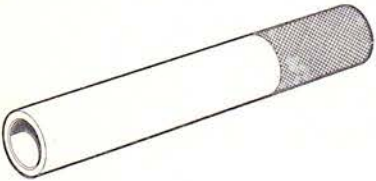
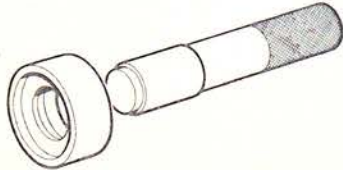
REAR SUSPENSION AND FINAL DRIVE

	Tool No.	Description	Application
	18G.588	Reamer – Rear Radius Arm Bush Ensures that bushes are correctly reamed in line.	Mini
	18G.588A	Guide Bush – Reamer – Rear Radius Arm Bush For later models with cast rear radius arm. Used with 18G.588.	Mini
	18G.620	Replacer – Rear Radius Arm Needle Bearing For later models with cast rear radius arm.	Mini
	18G.669	Flange Wrench – Drive Shaft Coupling Cooper up to chassis 41235. See 18G.1100 for automatics.	Mini, 1100
	18G.704	Remover – Radius Arm Bearing Outer Race See 18G.134BJ for replacer.	1100
	18G.705	Remover – Bearing Race Basic tool. Used with a range of adaptors.	General purpose
	18G.705K	Adaptor – Remover – Final Drive Pinion	1800, 2200


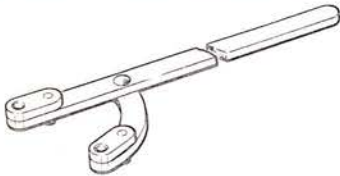
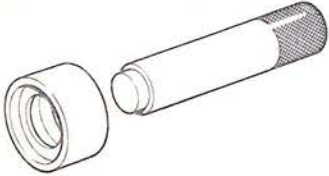
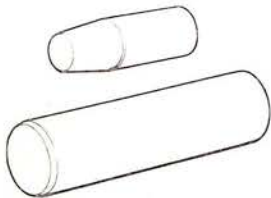
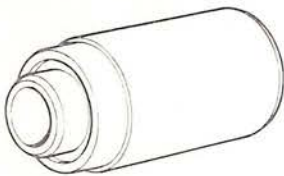

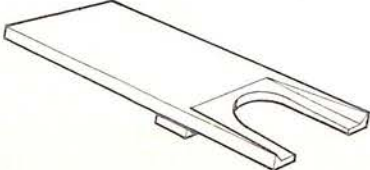
REAR SUSPENSION AND FINAL DRIVE

	Tool No.	Description	Application
	RO.1007	Jack Cradle – Final Drive	Rover 2000, Rover 3500
	18G.1012	Selection Gauge – Birfield Universal Joint	Mini, 1100, Allegro (1100/1300)
	18G.1022A	Spanner – Final Drive Gear Nut Standard and automatic transmission.	1800, 2200
	18G.1064	Selection Gauge – Birfield Universal Joint	1800, Allegro (1500/1750)
	18G.1099 (S.338)	Pliers – Birfield Joint Retaining Clip	Mini, 1100, 1800, 2200, Maxi, Allegro, Toledo
	18G.1100	Flange Wrench – Drive Shaft Coupling For automatics.	Mini, 1100, Allegro
	18G.1122 (PD.140)	Replacer – Bearing Cups Basic tool. Used with a range of adaptors.	General purpose

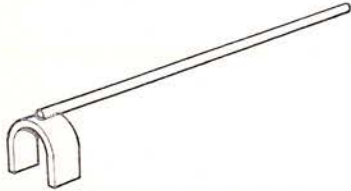
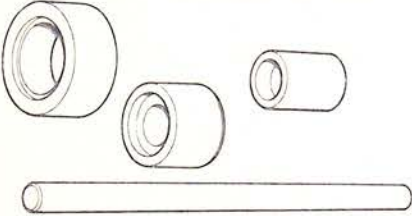
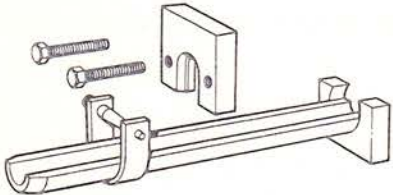
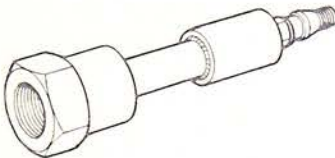

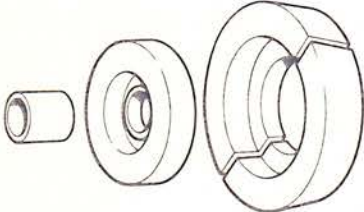
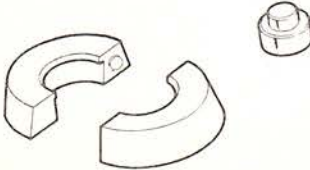
REAR SUSPENSION AND FINAL DRIVE

	Tool No.	Description	Application
	18G.1122D	Adaptors – Replacer – Pinion Bearing Cups Used with 18G.1122.	Marina
	18G.1142	Remover/Replacer – Suspension Arm Bushes Used with 47 and adaptor set.	1800, 2200
	18G.1142A	Adaptor Set – Front and Rear Suspension Arm Bushes Used with 47 and 18G.1142.	Maxi, 1800, 2200
	18G.1146	Remover – Drive Shaft Assembly	Maxi, 2200
	18G.1154	Spanner – Final Drive Gear Nut	2200, Maxi, Allegro (1500/1750)
	18G.1157	Replacer – Final Drive Pinion	2200, Maxi, Allegro (1500/1750)
	18G.1163	Replacer – Differential Gear Circlip	Maxi, Allegro (1500/1750)

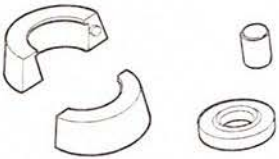
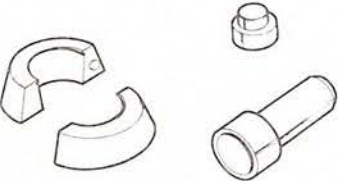
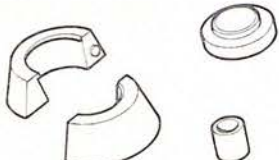

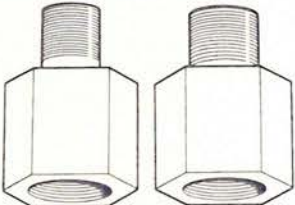
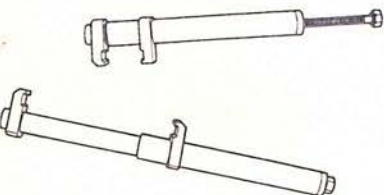
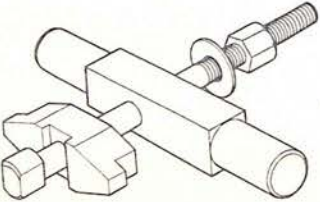
REAR SUSPENSION AND FINAL DRIVE

	Tool No.	Description	Application
	18G.1200	Replacer – Rear Axle Shaft Inner and Outer Oil Seal A double-sided tool.	Marina
	18G.1205	Flange Wrench – Propellor Shaft	A60, A40, Marina, MGB, MGB GT V8, Midget, Rover 2000, Rover 3500, Spitfire, TR6, Stag, Toledo, 1500 TC, Dolomite, Sprint, Triumph 2000, 2.5 Pi
	18G.1217	Replacer – Differential Gear Circlip Prevents distortion and simplifies installation. Used with a hammer or a press.	2200
	18G.1236	Protector and Replacer – Selector Shaft Seal For cars with single rod gear change.	Mini, 1100, 1800, 2200, Maxi, Allegro
	18G.1238	Replacer – Differential End Cover Seal Ensures correct replacement and avoids damage to the recess in which the nylon slinger rotates.	Mini, 1100, Allegro (1100/1300)
	18G.1239	Remover/Replacer – Lower Arm Spherical Bush A double-sided tool used with a workshop press. Ensures replacement to the correct depth.	Allegro
	18G.1240	Remover – Drive Shaft Assembly For disengaging the inboard joint or drive-shaft assembly from the power unit. Avoids damage to the nylon slinger in a recess in the face of the diff. end cover seal.	Mini, 1100, Allegro (1100/1300)

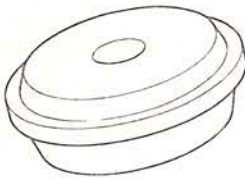
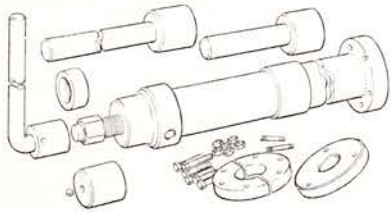
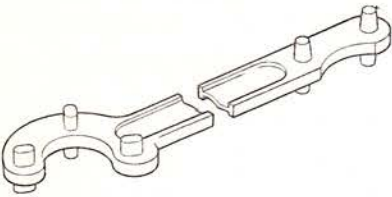
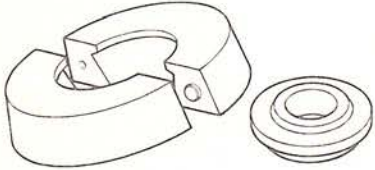
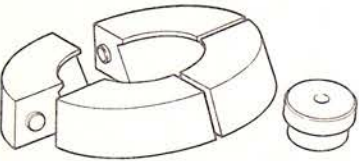
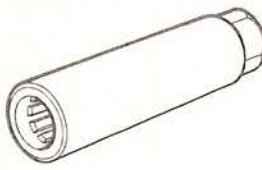
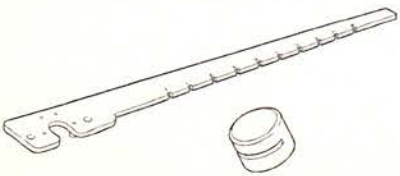
REAR SUSPENSION AND FINAL DRIVE

	Tool No.	Description	Application
	18G.1241	<p>Compressor – Drive Shaft Circlip</p> <p>Used for location in the inboard joint spline.</p>	Mini, 1100, Allegro (1100/1300)
	18G.1242	<p>Remover/Replacer – Rear Suspension Arm Bush</p> <p>Includes a positioning stop for correct replacement. Designed for use in a 10 ton press.</p>	Allegro
	18G.1243	<p>Separator – Drive Shaft from Inboard Joint</p> <p>Used either in situ or on a bench. Avoids damage to the rubber boot.</p>	Mini, 1100, Allegro (1100/1300)
	18G.1244	<p>Hydragas Unit Test Pipe</p> <p>Connects 18G.703 to the Hydragas Unit to check, by means of testing the fluid pressure, for nitrogen leakage.</p>	Allegro
	3072	<p>Impact Remover</p> <p>Basic tool. Used with a range of adaptors. 284 and 284AW provide an alternative. Supersedes 4235A</p>	Spitfire, TR6, Stag, Toledo, 1500 TC, Dolomite, Sprint, Triumph 2000, 2.5 PI, 1500
	S.4221A-7B	<p>Adaptor – Remover/Replacer – Inner Axle Shaft Bearing</p> <p>Used with 47.</p>	Spitfire
	S.4221A-10	<p>Adaptor – Remover/Replacer – Differential Bearing</p> <p>Used with 47.</p>	TR6, Stag, Sprint, Triumph 2000, 2.5 PI

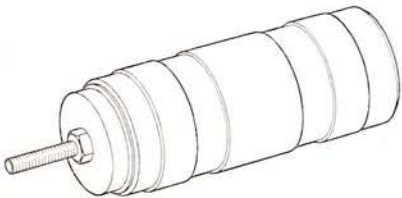
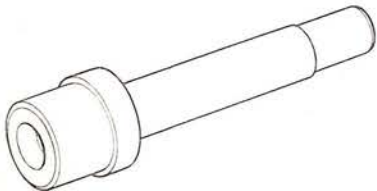
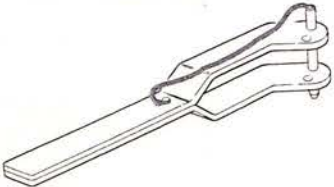
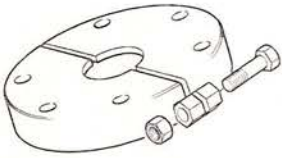
REAR SUSPENSION AND FINAL DRIVE

	Tool No.	Description	Application
	S.4221A-11	Adaptor – Remover/Replacer – Pinion Bearing Cone Used with 47.	TR6, Sprint Triumph 2000, 2.5 PI
	S.4221A-16	Adaptor – Remover/Replacer – Outer Taper Bearing Used with 47.	TR6, Stag, Triumph 2000, 2.5 PI
	S.4221A-17	Adaptor – Remover/Replacer – Pinion Head Bearing Used with 47.	Marina, Spitfire, Toledo, 1500 TC, Dolomite, 1500
	S.4235A-1	Remover – Axle Shaft Used with 3072.	Toledo, 1500 TC, Dolomite
	S.4235A-9	Adaptor – Remover – Transmission Shaft Used with 3072.	1500
	P.5045	Compressor – Rear Coil Spring	Stag, 1500 TC, Sprint, Triumph 2000, 2.5 PI
	262757A	Extractor – Differential Pinion Bearing	Rover 2000, Rover 3500, Range Rover

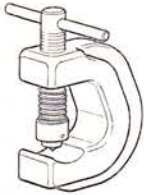
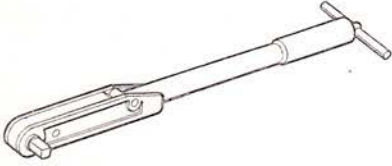
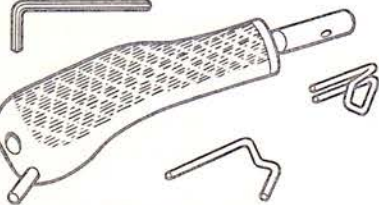
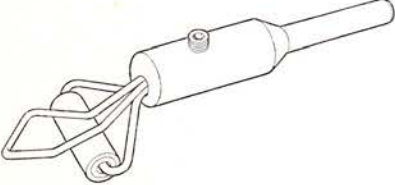

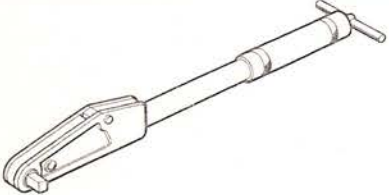
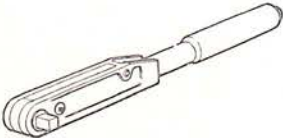
REAR SUSPENSION AND FINAL DRIVE

	Tool No.	Description	Application
	262758	Press Block – Pinion Bearing	Rover 2000, Rover 3500, Range Rover
	275870	Remover – Axle Shaft Bearing	Rover 2000, Rover 3500
	530105	Spanner – Differential Overhaul	Rover 3500, Range Rover
	541885	Adaptor Cones – Remover – Pinion Bearing	Rover 2000, Rover 3500
	600192	Adaptor Cones – Remover – Differential Bearing	Rover 2000, Rover 3500
	600447	Torque Wrench Adaptor – Pinion Splines	Rover 2000, Rover 3500
	600968	Gauge – Pinion Pre-load	Rover 2000, Rover 3500

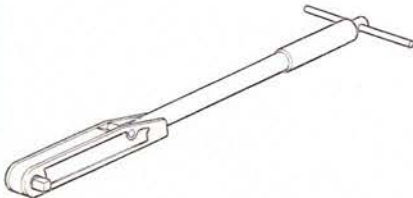
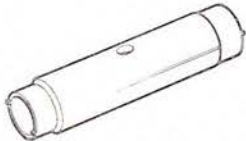
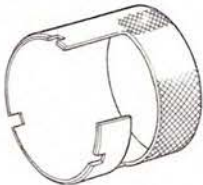
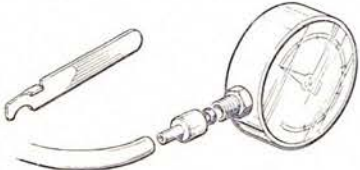
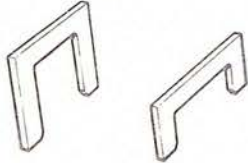

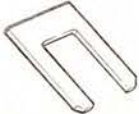
REAR SUSPENSION AND FINAL DRIVE

	Tool No.	Description	Application
	605004	Setting Gauge – Differential Pinion	Rover 2000, Rover 3500
	605008	Plunger – Remover – Differential Drive Shaft Collar	Rover 2000, Rover 3500
	605227	Compressor – Shock Absorber and Stabiliser Rod Compresses the rubber bush for early removal and replacement of the fixing.	Rover 2000, Rover 3500
	605641	Adaptor – Remover – Final Drive Disc Brake Shaft	Rover 2000, Rover 3500

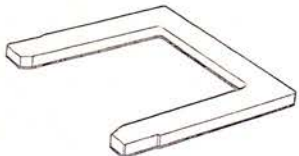

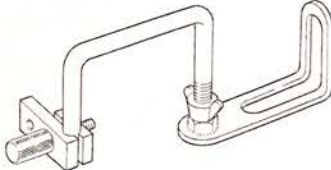
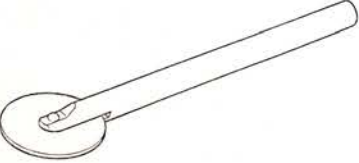
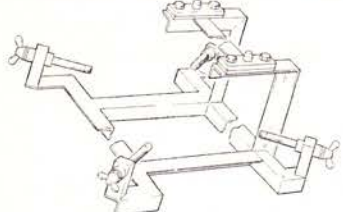
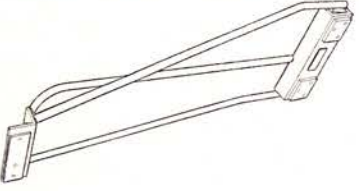
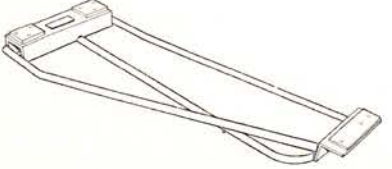
BODY AND MISCELLANEOUS

	Tool No.	Description	Application
	MS.51	<p>Trim Fastener Clamp</p> <p>For convertible models. Facilitates the fitment of plastic type press buttons as fitted to hoods and tonneau covers.</p>	MGB, MGB GT V8, Spitfire, TR6, Stag
	18G.372	<p>Torque Wrench 40 – 160 lb ft, 5 – 23 kg m</p> <p>An adjustable wrench which gives a loud click when the set torque is reached. ½ in square drive.</p>	General purpose
	18G.468	<p>Rubber Moulding Glazing Tool</p> <p>Used to fit the rubber sealing strip to the windscreen and window mouldings.</p>	Mini, 1100, 1800, 2200, A40, Maxi, Allegro, XJ6, XJ12, V12 E type
	18G.468A	<p>Adaptor – Rubber Moulding Glazing Tool</p> <p>Used with 18G.468.</p>	Mini, 1100, A40, Maxi
	18G.468B	<p>Adaptor – Rubber Moulding Glazing Tool</p> <p>Used with 18G.468.</p>	1800
	18G.536	<p>Torque Wrench 2 – 8 lb ft, 0.3 – 1.2 kg m</p> <p>An adjustable wrench which gives a loud click when the set torque is reached. ½ in square drive.</p>	General purpose
	18G.537	<p>Torque Wrench, 10 – 50 lb ft, 1.2 – 7 kg m</p> <p>An adjustable wrench which gives a loud click when the set torque is reached. ½ in square drive.</p>	General purpose

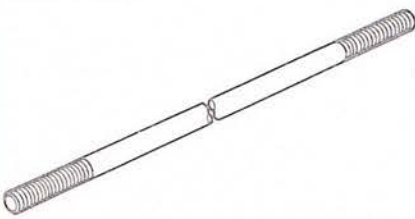
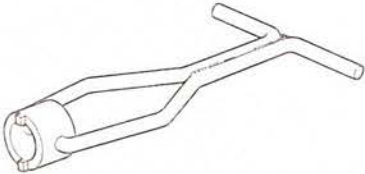
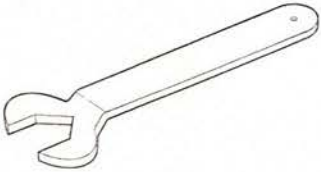
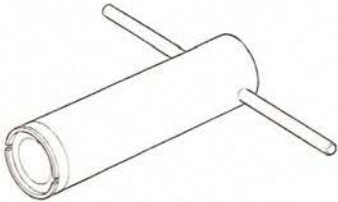
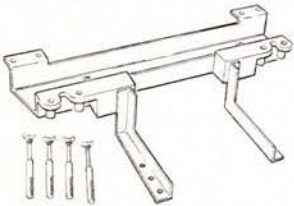
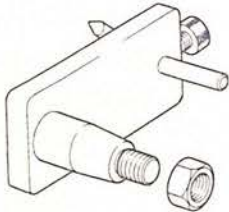
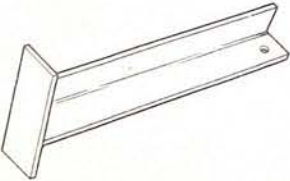
BODY AND MISCELLANEOUS

	Tool No.	Description	Application
	18G.592	Torque Wrench, 50 – 250 lb ft, 7 – 35 kg m An adjustable wrench which gives a loud click when the set torque is reached. ½ in square drive.	General purpose
	18G.671	Spanner – Light Switch Bezel Nut	1100, A60
	18G.1001 (P.9074A, 600964)	Spanner – Lock Ring For the lock-ring of the fuel tank gauge unit. Models with bayonet type ring retainers.	Mini, 1100, 1800, 2200, Maxi, Allegro, Marina 1.3, MGB, MGB GT V8, Rover 2000, Rover 3500
	18G.1116	Test Gauge – S. U. Mechanical Fuel Pump	Mini, 1100, 1800, Maxi, Allegro, Marina
	18G.1145	Removers – Rocker Type Switches and Bezels	1100, 1800 (Mk II), MGB, MGB GT V8
	18G.1188	Remover/Replacer – Door Hinge Screws For Clubman models	Mini
	18G.1201	Remover – Rocker Type Switches Compresses the retaining clips behind the facia to facilitate removal of the heater and lighting switches.	Marina

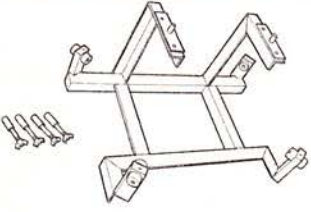
BODY AND MISCELLANEOUS

	Tool No.	Description	Application
	18G.1207	Remover -- Rocker Type Switches For clear hooter type	1800 (Mk 1), 2200
	18G.1249	Spanner -- Glove Box Lock	Allegro (1750 Sport), Marina
	530106	Bracket -- Dial Indicator Gauge	Rover 2000, Rover 3500, Range Rover
	600358	Fitting Tool -- Door Sealing Rubbers Rolls rubber seal into retainer channel.	Rover 2000, Rover 3500
	600571	Welding and Checking Fixture -- Front Suspension Brackets Essential when repairing damage forward of the bulkhead.	Rover 2000, Rover 3500
	600572	Welding and Checking Fixture -- Front Upper Valance R.H.	Rover 2000, Rover 3500
	600573	Welding and Checking Fixture -- Front Upper Valance	Rover 2000, Rover 3500

BODY AND MISCELLANEOUS

	Tool No.	Description	Application
	600596	Alignment Rod – Front Upper Valance Panels	Rover 2000, Rover 3500
	601942	Spanner – Head, Fog, Interior and Wiper Switches	Rover 2000, Rover 3500
	601943	Spanner – Ignition Switch	Rover 2000, Rover 3500
	601952	Spanner – Glove Box Lock	Rover 2000, Rover 3500
	605486	Welding and Checking Fixture – Front Lower Valance and Dash Essential when repairing damage forward of the bulkhead.	Rover 2000, Rover 3500
	605571	Checking Tool – Steering Box Location Used to check steering box after accident repair.	Rover 2000, Rover 3500
	606456	Support Leg – Front Suspension Used with 600571 and 606457.	Rover 2000, Rover 3500

BODY AND MISCELLANEOUS

	Tool No.	Description	Application
	606457	<p>Checking Fixture – Front Lower Valance</p> <p>Essential when repairing damage forward of the bulkhead.</p>	Rover 3500
		<p>Information on the Churchill range of body repair equipment including brackets for use on the 700 or 7-700 body jigs, the Unijig or the Bodymaster is published separately. Full details are available from V. L. Churchill or any garage equipment factor or, overseas, from the local V. L. Churchill distributor.</p>	

	Tool No.	Description	Application

INDEX

Tool No.	Description	Page
18G2 (6312A)	Two-Legged Puller	5, 29, 57, 63, 87
18G.2E	Adaptor - Remover - Steering Wheel	63
18G.2F	Adaptor - Remover - Steering Wheel	63
18G.2G	Adaptor - Remover - Differential Bearing	87
JD.2B	Plate - Timing Chain Adjustment	5
18G.3	Bush - Engine Front Cover Location	5
SL.3	Pinion Setting Gauge	87
SL.4	Replacer - Pinion Oil Seal	87
JD.6F	Compressor - Front Coil Spring	63
SL.7	Replacer - Rear Hub Bearing Cone and Cup	77
JD.7A	Hub Puller	77
JD.10	Test Set - Power Steering	63
JD.10-2	Adaptor - Hydraulic Pressure Test	63
JD.10-3	Adaptor - Power Steering	63
JD.11B	Adaptor - Dismantler - Damper and Spring Unit	87
JD.13A	Backlash Gauge - Rear Hub	77
JD.14	Dummy Shafts - Rear Wishbone Pivot	87
SL.14-1	Remover/Replacer - Pinion Bearing Cone	87
SL.14-3	Remover - Differential Bearing Cone	88
SL.14-7	Remover - Rear Hub Bearing Cone	77
SL.14-9	Adaptors - Remover/Replacer - Drive Shaft Bearing	88
JD.15	Master Spacer and Bearing Replacer - Rear Hub	77
SL.15	Wrench - Drive Shaft Bearing Nut	88
JD.16C	Remover/Replacer - Rear Hub Outer Bearing Cone	77
JD.17B	Pre-Sizing Tool - Oil Seal Packing	5
JD.17B-1	Adaptor - Crankshaft Rear Oil Seal	5
JD.21	Remover/Replacer - Torque Arm Bush	88
HY.23	Pressure Test Equipment	64
JD.24 (601763)	Separator - Steering Joint Taper	64
18G.25 (317-22)	Finishing Cutter (45°)	5
18G.25A (317G-22)	Glaze Breaker (45°)	5
18G.25B (317T-22)	Narrowing Cutter - Valve Seat, Top (15°)	6
18G.25C (317P-22)	Narrowing Cutter - Valve Seat, Bottom (75°)	6
JD.25	Setting Links - Rear Camber	88
18G.27 (316X)	Handle - Valve Seat Cutter	6
18G.28 (317-27)	Finishing Cutter (45°)	6
18G.28A (317G-27)	Glaze Breaker (45°)	6
18G.28B (317T-25)	Narrowing Cutter - Valve Seat, Top (15°)	6
18G.28C (317P-25)	Narrowing Cutter - Valve Seat Bottom (75°)	6
18G.28D	Pilot (5/16 in dia.)	7
18G.28E	Pilot, oversize (1/32 in dia.)	7
18G.29	Valve Grinding-In Tool	7
18G.30B (317T-30)	Narrowing Cutter - Valve Seat, Top (15°)	7
CBW.31A	Tool Kit	45
JD.34 (606604)	Seal Protector - Selector Shaft Spline	64
CBW.35B (18G.673)	Gearbox Cradle	45
CWG.35 (18G.1019)	Bench Cradle	45
JD.36	Checking Fixture - Steering Rack	64
CBW.37A	Compressor - Clutch Spring	45
CWG.37 (18G.1016)	Compressor - Clutch Spring	45
JD.38	Damper Setting Jig	7
JD.39	Holder - Jack Shaft Sprocket	7
JD.40	Retainer - Camshaft Sprocket	7
CBW.41A (18G.702)	Replacer - Rear Clutch Piston	46
CWG.41A (18G.1018)	Replacer - Rear Clutch Piston	46
JD.41	Retainers - Cylinder Liner	8
CBW.42A (18G.1107)	Replacer - Front Clutch Piston	46
CWG.42A (18G.1017)	Replacer - Front Clutch Piston	46

INDEX

Tool No.	Description	Page
18G.45	Compressor – Valve Spring	8
CWG.45	Remover – Pump Discharge Tube	46
CBW.46 (L.204B)	Remover – Tailshaft Oil Seal	46
JD.46	Alignment Tool – Propellor Shaft	88
47	Remover – Bearing	29, 64, 88
18G.47AH	Adaptor – Remover/Replacer – Bevel Pinion Inner Race	89
18G.47AJ	Adaptor – Remover/Replacer – Bevel Pinion Bearing	89
18G.47AK	Adaptor – Remover – Differential Bearings	89
18G.47AL	Adaptor – Remover – Differential Bearings	89
18G.47AT	Adaptor – Remover – Drive Shaft and Bearing	89
18G.47BA	Adaptor – Remover – Layshaft Bearing	29
18G.47BB	Adaptor – Remover – Differential Bearing	89
18G.47BD	Adaptor – Remover – Differential Carrier Bearings	89
18G.47BF	Adaptor Set	29
18G.47BK	Adaptor – Remover/Replacer – Pinion Bearing Cone	90
18G.47BL	Adaptor – Remover – Differential Bearing Cone	90
18G.47BP	Adaptor Set – Remover/Replacer – Mainshaft Bearing & Speedo Gear	29
18G.49	Spanner – First Motion Shaft Nut	29
MS.51	Trim Fastener Clamp	105
MS.53A	Engine Support Bracket	8
MS.53A-1	Additional Hook Assembly – Engine Support Bracket	8
18G.55A (38.U3)	Compressor – Piston Ring	8
60A	Remover/Replacer – Valve Guide	8
CBW.60	Bench Cradle	46
S.60A-2A	Adaptor Set – Remover/Replacer Valve Guide	8
S.60A-7	Adaptor – Replacer – Valve Guide	9
S.60A-8	Adaptor – Replacer – Valve Guide	9
S.60A-9	Adaptor – Remover/Replacer – Valve Guide	9
CBW.61	Adaptor – Wrenches – Front/Rear Servo Adjuster and Locknut	47
CBW.62	Remover – Throttle Cable Mounting Seal	47
18G.64	Reamer – Swivel Axle Bush – Top	64
18G.65	Reamer – Swivel Axle Bush – Bottom	64
18G.69	Grinding-In Tool – Oil Pump Release Valve	9
S.69B	Remover – Gearbox Mainshaft Circlip	29
18G.70	Remover – Steering Wheel	65
18G.75A	Remover – Steering Arm	65
18G.79	Centraliser – Clutch	9
M.84B	Setting Gauge – Pinion Bearing	90
M.84B-1	Pinion and Dummy Bearing Set	90
M.84B-3	Pinion and Dummy Bearing Set	90
M.84B-4	Spacer – Dummy Pinion Height	90
M.84B-5	Spacer – Pinion Height	90
18G.85A	Remover/Replacer – Swivel Axle Bushes	65
M.86C	Remover – Rear Hub	78
CBW.87	End-Float Checking Gauge	47
18G.96	Spanner – Starting Dog/Crankshaft Nut	9
18G.98A	Spanner – Starting Dog/Crankshaft Nut	9
S.98A	Preload Gauge	91
18G.99A	Gauging Fixture – Clutch Assembly (Coil Spring Clutch)	10
S.101	Differential Case Spreader	91
S.101-1	Adaptor – Differential Case Spreader	91
18G.106	Compressor – Valve Spring	10
S.108	Setting Gauge – Pinion Bearing Height	91
18G.123A	Reamer – Camshaft Liner	10
18G.123B	Cutter – Camshaft Liner Reamer	10
18G.123E	Cutter – Camshaft Liner Reamer	10
18G.123F	Cutter – Camshaft Liner Reamer	10

INDEX

Tool No.	Description	Page
18G.123L	Pilot – Camshaft Liner Reamer ...	10
18G.123T	Pilot – Camshaft Liner Reamer ...	11
18G.123AB	Pilot – Camshaft Liner Reamer ...	11
18G.123AC	Pilot – Camshaft Liner Reamer ...	11
18G.123AD	Pilot – Camshaft Liner Reamer ...	11
18G.123AN	Cutter – Camshaft Liner Reamer ...	11
18G.123AP	Cutter – Camshaft Liner Reamer ...	11
18G.123AQ	Pilot – Camshaft Liner Reamer ...	11
18G.123AT	Pilot – Camshaft Liner Reamer ...	12
18G.123BA	Pilot – Camshaft Liner Reamer ...	12
18G.123BB	Pilot – Camshaft Liner Reamer ...	12
18G.123BC	Pilot – Camshaft Liner Reamer ...	12
18G.124A	Remover/Replacer – Camshaft Liner ...	12
18G.124B	Adaptor – Camshaft Liner Remover ...	12
18G.124C	Adaptor – Remover – Camshaft Liner ...	12
18G.124F	Adaptor – Remover – Camshaft Liner ...	13
18G.124K	Adaptor – Remover – Camshaft Liner ...	13
18G.124M	Adaptor – Remover/Replacer – Camshaft Liner ...	13
18G.126 (606606)	Ball Joint Extractor ...	65
18G.131C (SL.1A)	Stretcher – Rear Axle Casing ...	91
18G.131E	Adaptor Set – Spreader – Differential Case ...	91
18G.134 (F50)	Replacer – Bearing and Oil Seals ...	13, 30, 59, 65, 78, 91
18G.134L	Adaptor – Replacer – Rear Oil Seal ...	30
18G.134N	Adaptor – Replacer – Rear Oil Seal ...	30
18G.134P	Adaptor – Replacer – Diff. Bearings ...	78, 92
18G.134BC	Remover/Replacer – Primary Gear Oil Seal ...	13
18G.134BD	Adaptor – Replacer – Timing Cover Oil Seal ...	13
18G.134BJ	Adaptor – Replacer – Suspension Arm Bearing ...	65, 92
18G.134BK (L.550–1)	Adaptor – Replacer – Rear Oil Seal ...	30, 59
18G.134BN	Adaptor – Replacer – Hub Oil Seal, Front and Rear ...	78
18G.134BP	Adaptor – Replacer – Hub Oil Seal – Front Inner ...	78
18G.134BT	Adaptor – Replacer – Clutch Shaft Oil Seal ...	13
18G.134CA	Adaptor – Replacer – Idler Gear Bearing ...	14
18G.134CB	Adaptor – Replacer – Front Hub Bearing Cup ...	78
18G.134CC	Adaptor – Replacer – Suspension Arm Bearing ...	65, 78
18G.134CM	Adaptor – Replacer – Differential Bearings ...	92
18G.134CN	Replacer – Stator Carrier Oil Seal ...	47
18G.134CQ	Adaptor – Replacer – Crankshaft Rear Oil Seal ...	14
18G.134CR	Adaptor – Replacer – Hub Oil Seal, Front, Inner ...	79
18G.134DE	Adaptor – Replacer – Front Hub Oil Seals ...	79
18G.134DF	Adaptor – Replacer – Front Hub Bearing Cup ...	79
18G.134DG	Adaptor – Replacer – Oil Pick-up Ring and Seal ...	14, 30
18G.134DH	Adaptor – Replacer – Differential Bearings ...	92
18G.134DM	Adaptor – Replacer – Front Hub Bearing Cup and Pinion Oil Seal ...	66, 79, 92
18G.134DO	Adaptor – Replacer – Hub Oil Seal – Front, Inner ...	79
18G.134DR	Adaptor – Replacer – Gearbox Rear Oil Seal ...	30
18G.139	Centraliser – Clutch ...	14
S.145	Replacer – Gearbox Mainshaft Circlip ...	30
18G.152	Spanner – Rear Hub Nut ...	79
S.160	Separator – Ball Joint ...	66
18G.167 (317–19)	Finishing Cutter (45°) ...	14
18G.167A (317G–19)	Glaze Breaker (45°) ...	14
18G.167B (317T–20)	Narrowing Cutter – Valve Seat Top (15°) ...	14
18G.167C (317P–20)	Narrowing Cutter – Valve Seat – Bottom (75°) ...	15
18G.167D (316–9)	Pilot (9/32 in dia.) ...	15
S.167A	Replacer – Gearbox Mainshaft Circlip ...	31
18G.174 (317–25)	Finishing Cutter (45°) ...	15

INDEX

Tool No.	Description	Page
18G.174A (317G-25)	Glaze Breaker (45°) ...	15
18G.174B (317T-24)	Narrowing Cutter - Valve Seat Top (15°)	15
18G.174C	Narrowing Cutter - Valve Seat Bottom (75°)	15
18G.174D (316-11)	Pilot (1 1/32 in dia.) ...	15
18G.177	Replacer - Oil Seal ...	59
18G.178 (L.178A)	Assembly Ring - Roller Clutch ...	59
18G.182 (L.182)	Remover - Accumulator Housing ...	59
L.182-1	Adaptor - Remover - Accumulator Piston Housing	59
L.183A	Remover - Oil Pump Body ...	60
L.183A-1	Adaptor - Remover - Pump Barrel ...	60
L.183A-2	Adaptor - Remover - Oil Pump Barrel ...	60
L.183A-3	Adaptor - Remover - Oil Pump Body ...	60
L.184	Replacer - Oil Pump Body ...	60
L.185A	Dummy Mainshaft ...	60
18G.186 (L.186)	Replacer - Mainshaft Bearing ...	60
L.187	Remover/Replacer - Tailshaft Bearing ...	61
L.188A-2	Adaptor - Pressure Take-off ...	61
L.188A-4	Hose - Pressure Test ...	61
18G.191	Setting Gauge - Input Gear and Bevel Pinion	47, 92
18G.191A	Gauge - Differential Bearing ...	92
18G.191F	Gauge - Differential Assembly ...	93
18G.191H	Dummy Pinion ...	93
18G.191J	Adaptor Piller - Gauge - Differential Assembly	93
18G.191M	Dummy Pinion ...	93
18G.191Q	Gauge Block - Pinion Setting ...	93
L.202A	Remover - Tailshaft Ball Race ...	61
L.206A	Replacer - Oil Pump Body ...	61
18G.207	Preload Gauge ...	66, 93
18G.207A	Adaptor - Pinion Preload Gauge - Steering Rack	66
18G.207B	Adaptor - Preload Gauge - Bevel Pinion ...	93
18G.207D	Adaptor - Pinion Preload Gauge - P.A. Steering Rack	66
18G.207E	Adaptor Weight - Preload Gauge ...	66
RO.212	Gearbox Bracket ...	31
L.213	Key - Oil Pump Body ...	61
18G.251	Hydraulic Pressure Test Set ...	61
18G.257 (7065M)	Circlip Pliers (Large) ...	16
18G.257Q	Circlip Plier Points ...	16
18G.260	Remover - Bearing Outer Race ...	31, 79
18G.260C	Adaptor - Replacer - Rear Hub Bearing ...	80
18G.260H	Adaptor - Replacer - Front Hub Bearing Cup ...	80
18G.260L	Adaptor - Remover/Replacer - First Motion Shaft Bearing ...	31
18G.264	Remover - Pinion Bearing Outer Race ...	47, 94
18G.264AA	Bridge Piece Adaptor - Large ...	94
18G.264AB	Adaptor - Remover/Replacer - Pinion Bearing Outer Race - Front ...	94
18G.264AD	Adaptor - Remover/Replacer - Pinion Bearing Outer Race (Large) ...	94
18G.264AE	Adaptor - Replacer - Output Shaft Centre Bearing	47
18G.264AF	Adaptor - Remover/ Replacer - Output Shaft Centre Bearing	48
284	Impulse Extractor - UNF ...	16, 31, 48, 66, 94
18G.284A	Adaptor - Remover - Main Bearing Cap ...	16
18G.284B	Adaptor - Remover - First Motion Shaft ...	31
18G.284F	Adaptor - Remover - First Motion Shaft ...	31
18G.284H	Basic Adaptor - Remover - Bearing ...	16, 67
18G.284J	Adaptor - Remover - Suspension Arm Bearing ...	67, 94
18G.284K	Adaptor - Remover - Idler Gear Bearing ...	16
18G.284L	Adaptor - Remover - Crankshaft Spigot Bush ...	16
18G.284AB	Adaptor - Remover - Forward Clutch Needle Bearing ...	48

INDEX

Tool No.	Description	Page
18G.586	Spanner – Rear Hub Nut and Final Drive Gear Nut ...	83, 96
18G.587	Socket Spanner ...	19, 36, 51, 69, 96
18G.588	Reamer – Rear Radius Arm Bush ...	97
18G.588A	Guide Bush – Reamer – Rear Radius Arm Bush ...	97
18G.589	Replacer – First Motion Shaft Spigot Bearing ...	36
18G.590	Resetting Tool – Disc Brake Piston ...	83
18G.592	Torque Wrench ...	106
18G.596	Remover/Replacer – Swivel Axle Bushes ...	69
18G.597	Reamer – Swivel Axle Bush ...	69
18G.613	Remover – Third Motion Shaft Bearing ...	36
18G.617A	Remover/Replacer – Roller Bearing Outer Race ...	20, 36
18G.619A	Spanner – Brake Adjuster ...	83
18G.620	Replacer – Rear Radius Arm Needle Bearing ...	97
18G.669	Flange Wrench – Drive Shaft Coupling ...	97
18G.671	Spanner – Light Switch Bezel Nut ...	106
18G.672	Resetting Tool – Disc Brake Piston ...	83
18G.677B	Adaptor – Pressure Test ...	51
18G.677C	Adaptor – Pressure Test ...	51
18G.677D	Adaptors – Pressure Test ...	51
18G.677ZC	Pressure Test Equipment ...	51
18G.680	Centralizer – Clutch ...	20
18G.681	Torque Screwdriver Set ...	51
18G.681D	Adaptor – Band Adjuster ...	52
18G.684	Centralizer – Clutch ...	20
18G.685	Hydrostatic Hand Pump ...	69
18G.693	Compressor – Front Spring ...	69
18G.701	Rear Band Adjusting Tool ...	52
18G.703	Service Unit – Hydrostatic Suspensions ...	69
18G.703A	Major Service Kit ...	70
18G.703B	Minor Service Kit ...	70
18G.704	Remover – Radius Arm Bearing Outer Race ...	70, 97
18G.705	Remover – Bearing Race Centre ...	36, 83, 97
18G.705A	Adaptor – Remover – Bearing Race Centre – Rear Hub ...	83
18G.705B	Adaptor – Remover – Bearing Race Centre – Front Hub ...	83
18G.705C	Adaptor – Remover – Bearing Race Centre – Front Hub and First Motion Shaft Spigot Bearing Race ...	37, 84
18G.705D	Adaptor – Remover – Bearing Race Centre – Rear Hub ...	84
18G.705J	Adaptor – Remover – Bearing Race – Front Hub ...	84
18G.705K	Adaptor – Remover – Final Drive Pinion ...	52, 97
18G.705L	Adaptor – Remover – First Motion Shaft Spigot Bearing ...	37
18G.706	Spanners – Steering Rack Ball Joint ...	70
18G.707	Spanners – Steering Rack Ball Joint ...	70
18G.1001	Spanner – Lock Ring ...	106
(P.9074A, 600964)		
RO.1001	Lifting Bracket – Gearbox ...	37
RO.1002A	Remover – Steering Wheel ...	70
RO.1003	Dummy Intermediate Shaft ...	37
18G.1004 (7066)	Circlip Pliers ...	20, 37, 52
18G.1004H (7066H)	Circlip Plier Points ...	52
18G.1004J (7066J)	Circlip Plier Points ...	52
RO.1004	Remover – Mainshaft Spacer ...	37
RO.1005	Centralising Gauge – Primary Pinion ...	37
RO.1006	Remover – Ball Joint ...	71
18G.1006A	Reamer – Swivel Axle Bush ...	70
RO.1007	Jack Cradle – Final Drive ...	98
RO.1009	Remover/Replacer – Upper Rear Main Bearing Oil Seal ...	20
RO.1011	Wrench – Carburetter Flange Nut ...	20
18G.1012	Selection Gauge – Birfield Universal Joint ...	98

INDEX

Tool No.	Description	Page
RO.1012	Hydraulic Adaptor – Power Steering ...	71
18G.1014 (155)	Puller ...	21
18G.1014A	Adaptor – Remover – Water Pump Impellor and Hub ...	21
18G.1014B	Thrust Pad – Crankshaft ...	21
RO.1014	Protection Sleeve – Rear Crankshaft Oil Seal ...	20
RO.1015	Oil Seal Protector – Input Shaft ...	38
RO.1016	Torque Setting Tool ...	71
18G.1022A	Spanner – Final Drive Gear Nut ...	98
18G.1023A	Spanner – Clutch Shaft Nut ...	21
18G.1024	Spanner – Mainshaft Nut ...	38
18G.1025	Socket Spanner – Swivel Hub Ball Pin Nut ...	71
18G.1026	Assembly Ring – Synchromesh Unit ...	38
18G.1027	Centralizer – Clutch ...	21
18G.1029	Assembly Guides – Selector Shaft ...	38
18G.1030	Spanners – Steering Rack Ball Joint ...	71
18G.1039 (L.201)	Dummy Drive Shaft ...	62
18G.1043	Protector Sleeve – Primary Gear Oil Seal ...	21
18G.1044	Centralizer – Engine Front Cover ...	21
18G.1045	Drift – Mainshaft ...	38
18G.1046	Centralizer – Engine Front Cover ...	22
18G.1051	Protector Sleeve – Clutch Shaft Oil Seal ...	22
18G.1063	Remover – Steering Arm and Swivel Hub Ball Pins ...	71
18G.1064	Selection Gauge – Birfield Universal Joint ...	98
18G.1068A	Adaptor Set – Replacer – Oil Seal Convertor Housing ...	52
18G.1068B	Remover/Replacer – Primary Gear Oil Seal ...	22, 53
18G.1086	Remover – Convertor Assembly ...	53
18G.1087	Remover – Oil Seal Convertor Housing ...	53
18G.1088	Primary Gear Holding Tool ...	53
18G.1089	Gauge Kit – Idler Gear and First Motion Shaft Gear ...	53
18G.1089A	Adaptor Set – Gauge – Input Gear ...	53
18G.1093	Dummy Shaft – Forward Gear Carrier Assembly ...	53
18G.1093A	Dummy Shaft – Forward Gear Carrier Assembly ...	54
18G.1094	Positioning Fixture – Oil Pump Pipes ...	54
18G.1095	Holder – Top and Reverse Clutch Hub ...	54
18G.1096	Socket Spanner – Forward Clutch Hub Nut ...	54
18G.1097	Retainer – Forward Clutch ...	54
18G.1098	Protector Sleeve – Convertor Oil Seal ...	54
18G.1099 (S.338)	Pliers – Birfield Joint Retaining Clip ...	98
18G.1100	Flange Wrench – Drive Shaft Coupling ...	98
18G.1102	Replacer – Forward Clutch Piston Seal ...	54
18G.1103	Replacer – Reverse Clutch Piston Seal ...	55
18G.1104	Replacer – Front Hub and Drive Flange ...	84
18G.1104A	Adaptor – Replacer – Front Hub ...	84
18G.1104B	Adaptor – Replacer – Front Hub ...	84
18G.1106	Centralizer – Governor Housing to Front Cover ...	55
18G.1108	Protector Sleeve – Crankshaft Rear Oil Seal ...	22
18G.1115	Replacer – Needle Bearings and Oil Seal – Power Assisted Steering ...	71
18G.1116	Test Gauge – S.U. Mechanical Fuel Pump ...	106
18G.1120	Replacer – Reverse Clutch Piston Seal ...	55
18G.1122 (PD.140)	Replacer – Bearing Inner Cup ...	84, 98
18G.1122D	Adaptors – Replacer – Pinion Bearing Cups ...	99
18G.1122H	Adaptor – Remover/Replacer – Lower Support Arm Bush ...	72
18G.1126	Remover/Replacer – Idler Gear Bearing ...	38
18G.1127	Remover – Third Motion Shaft Bearing ...	38
18G.1129	Assembly Sleeve – P.A. Steering Rack Oil Seal ...	72
18G.1130	Assembly Sleeve – P.A. Steering Rack Circlip ...	72
18G.1131	Retaining Clamp – Steering Rack ...	72

INDEX

Tool No.	Description	Page
18G.586	Spanner – Rear Hub Nut and Final Drive Gear Nut ...	83, 96
18G.587	Socket Spanner ...	19, 36, 51, 69, 96
18G.588	Reamer – Rear Radius Arm Bush ...	97
18G.588A	Guide Bush – Reamer – Rear Radius Arm Bush ...	97
18G.589	Replacer – First Motion Shaft Spigot Bearing ...	36
18G.590	Resetting Tool – Disc Brake Piston ...	83
18G.592	Torque Wrench ...	106
18G.596	Remover/Replacer – Swivel Axle Bushes ...	69
18G.597	Reamer – Swivel Axle Bush ...	69
18G.613	Remover – Third Motion Shaft Bearing ...	36
18G.617A	Remover/Replacer – Roller Bearing Outer Race ...	20, 36
18G.619A	Spanner – Brake Adjuster ...	83
18G.620	Replacer – Rear Radius Arm Needle Bearing ...	97
18G.669	Flange Wrench – Drive Shaft Coupling ...	97
18G.671	Spanner – Light Switch Bezel Nut ...	106
18G.672	Resetting Tool – Disc Brake Piston ...	83
18G.677B	Adaptor – Pressure Test ...	51
18G.677C	Adaptor – Pressure Test ...	51
18G.677D	Adaptors – Pressure Test ...	51
18G.677ZC	Pressure Test Equipment ...	51
18G.680	Centralizer – Clutch ...	20
18G.681	Torque Screwdriver Set ...	51
18G.681D	Adaptor – Band Adjuster ...	52
18G.684	Centralizer – Clutch ...	20
18G.685	Hydrostatic Hand Pump ...	69
18G.693	Compressor – Front Spring ...	69
18G.701	Rear Band Adjusting Tool ...	52
18G.703	Service Unit – Hydrostatic Suspensions ...	69
18G.703A	Major Service Kit ...	70
18G.703B	Minor Service Kit ...	70
18G.704	Remover – Radius Arm Bearing Outer Race ...	70, 97
18G.705	Remover – Bearing Race Centre ...	36, 83, 97
18G.705A	Adaptor – Remover – Bearing Race Centre – Rear Hub ...	83
18G.705B	Adaptor – Remover – Bearing Race Centre – Front Hub ...	83
18G.705C	Adaptor – Remover – Bearing Race Centre – Front Hub and First Motion Shaft Spigot Bearing Race ...	37, 84
18G.705D	Adaptor – Remover – Bearing Race Centre – Rear Hub ...	84
18G.705J	Adaptor – Remover – Bearing Race – Front Hub ...	84
18G.705K	Adaptor – Remover – Final Drive Pinion ...	52, 97
18G.705L	Adaptor – Remover – First Motion Shaft Spigot Bearing ...	37
18G.706	Spanners – Steering Rack Ball Joint ...	70
18G.707	Spanners – Steering Rack Ball Joint ...	70
18G.1001	Spanner – Lock Ring ...	106
(P.9074A, 600964)		
RO.1001	Lifting Bracket – Gearbox ...	37
RO.1002A	Remover – Steering Wheel ...	70
RO.1003	Dummy Intermediate Shaft ...	37
18G.1004 (7066)	Circlip Pliers ...	20, 37, 52
18G.1004H (7066H)	Circlip Plier Points ...	52
18G.1004J (7066J)	Circlip Plier Points ...	52
RO.1004	Remover – Mainshaft Spacer ...	37
RO.1005	Centralising Gauge – Primary Pinion ...	37
RO.1006	Remover – Ball Joint ...	71
18G.1006A	Reamer – Swivel Axle Bush ...	70
RO.1007	Jack Cradle – Final Drive ...	98
RO.1009	Remover/Replacer – Upper Rear Main Bearing Oil Seal ...	20
RO.1011	Wrench – Carburetter Flange Nut ...	20
18G.1012	Selection Gauge – Birfield Universal Joint ...	98

INDEX

Tool No.	Description	Page
RO.1012	Hydraulic Adaptor — Power Steering	71
18G.1014 (155)	Puller	21
18G.1014A	Adaptor — Remover — Water Pump Impellor and Hub	21
18G.1014B	Thrust Pad — Crankshaft	21
RO.1014	Protection Sleeve — Rear Crankshaft Oil Seal	20
RO.1015	Oil Seal Protector — Input Shaft	38
RO.1016	Torque Setting Tool	71
18G.1022A	Spanner — Final Drive Gear Nut	98
18G.1023A	Spanner — Clutch Shaft Nut	21
18G.1024	Spanner — Mainshaft Nut	38
18G.1025	Socket Spanner — Swivel Hub Ball Pin Nut	71
18G.1026	Assembly Ring — Synchromesh Unit	38
18G.1027	Centralizer — Clutch	21
18G.1029	Assembly Guides — Selector Shaft	38
18G.1030	Spanners — Steering Rack Ball Joint	71
18G.1039 (L.201)	Dummy Drive Shaft	62
18G.1043	Protector Sleeve — Primary Gear Oil Seal	21
18G.1044	Centralizer — Engine Front Cover	21
18G.1045	Drift — Mainshaft	38
18G.1046	Centralizer — Engine Front Cover	22
18G.1051	Protector Sleeve — Clutch Shaft Oil Seal	22
18G.1063	Remover — Steering Arm and Swivel Hub Ball Pins	71
18G.1064	Selection Gauge — Birfield Universal Joint	98
18G.1068A	Adaptor Set — Replacer — Oil Seal Converter Housing	52
18G.1068B	Remover/Replacer — Primary Gear Oil Seal	22, 53
18G.1086	Remover — Converter Assembly	53
18G.1087	Remover — Oil Seal Converter Housing	53
18G.1088	Primary Gear Holding Tool	53
18G.1089	Gauge Kit — Idler Gear and First Motion Shaft Gear	53
18G.1089A	Adaptor Set — Gauge — Input Gear	53
18G.1093	Dummy Shaft — Forward Gear Carrier Assembly	53
18G.1093A	Dummy Shaft — Forward Gear Carrier Assembly	54
18G.1094	Positioning Fixture — Oil Pump Pipes	54
18G.1095	Holder — Top and Reverse Clutch Hub	54
18G.1096	Socket Spanner — Forward Clutch Hub Nut	54
18G.1097	Retainer — Forward Clutch	54
18G.1098	Protector Sleeve — Converter Oil Seal	54
18G.1099 (S.338)	Pliers — Birfield Joint Retaining Clip	98
18G.1100	Flange Wrench — Drive Shaft Coupling	98
18G.1102	Replacer — Forward Clutch Piston Seal	54
18G.1103	Replacer — Reverse Clutch Piston Seal	55
18G.1104	Replacer — Front Hub and Drive Flange	84
18G.1104A	Adaptor — Replacer — Front Hub	84
18G.1104B	Adaptor — Replacer — Front Hub	84
18G.1106	Centralizer — Governor Housing to Front Cover	55
18G.1108	Protector Sleeve — Crankshaft Rear Oil Seal	22
18G.1115	Replacer — Needle Bearings and Oil Seal — Power Assisted Steering	71
18G.1116	Test Gauge — S.U. Mechanical Fuel Pump	106
18G.1120	Replacer — Reverse Clutch Piston Seal	55
18G.1122 (PD.140)	Replacer — Bearing Inner Cup	84, 98
18G.1122D	Adaptors — Replacer — Pinion Bearing Cups	99
18G.1122H	Adaptor — Remover/Replacer — Lower Support Arm Bush	72
18G.1126	Remover/Replacer — Idler Gear Bearing	38
18G.1127	Remover — Third Motion Shaft Bearing	38
18G.1129	Assembly Sleeve — P.A. Steering Rack Oil Seal	72
18G.1130	Assembly Sleeve — P.A. Steering Rack Circlip	72
18G.1131	Retaining Clamp — Steering Rack	72

INDEX

Tool No.	Description	Page
18G.1132	Spanner – Valve Setting and Lock Nut	72
18G.1138	Dummy Layshaft	39
18G.1142	Remover/Replacer – Suspension Arm Bushes	72, 99
18G.1142A	Adaptor Set – Remover/Replacer – Suspension Arm Bushes	72, 99
18G.1145	Removers – Rocker Type Switches and Bezels	106
18G.1146	Remover – Drive Shaft	22, 99
18G.1147	Remover/Replacer – Oil Pump Drive Shaft	22
18G.1148	Remover/Replacer – First Motion Shaft Spigot and Input Shaft Bearing Outer Race	22, 39
18G.1149	Remover/Replacer – Oil Pump Connector	23, 39
18G.1150	Remover/Replacer – Gudgeon Pin	23
18G.1150A	Adaptor – Remover/Replacer – Gudgeon Pin	23
18G.1150D	Adaptor – Remover/Replacer – Gudgeon Pin	23
18G.1150E	Adaptor – Remover/Replacer – Gudgeon Pin	23
18G.1151	Remover/Replacer – Timing Chain Link	23
18G.1152	Remover/Replacer – Primary Gear Oil Seal	23, 55
18G.1152A	Adaptors – Replacer – Convertor Oil Seal	55
18G.1153	Rotating Tool – Camshaft/Engine and Input Gear Holder	24, 55
18G.1154	Spanner – Final Drive Pinion and Gear Nut	39, 99
18G.1155	Remover – Third Motion Shaft	39
18G.1156	Replacer – Third Motion Shaft	39
18G.1157	Replacer – First Motion Shaft and Final Drive Pinion	39, 99
18G.1158	Remover/Replacer and Assembly Guides – Selectors	40
18G.1160	Remover/Replacer – Idler Gear Small Bush	40
18G.1161	Socket Spanner – Selector Fork Screw Locknut	40
18G.1162	Replacer – Crankshaft Pulley Oil Seal	24
18G.1163	Replacer – Differential Gear Circlip	99
18G.1164	Spanner – Rear Suspension Arm Pivot Socket	73
18G.1181	Remover – Steering Wheel Hub	73
18G.1188	Remover/Replacer – Door Hinge Screws	106
18G.1190	Replacer – Gearbox Extension Rod Oil Seal	40
18G.1191	Remover/Replacer – Steering Column Bush	73
18G.1192	Spanner – Swivel Pin Ball Socket	73
18G.1195	Centralizer – Clutch	24
18G.1196	Centralizer – Clutch	24
18G.1197	Replacer – Mainshaft Bearing and Speedo Drive	40
18G.1198	Replacer – Mainshaft Circlip	40
18G.1198A	Adaptor Sleeve – Replacer – Gearbox Mainshaft Circlip	40
18G.1199 (S.144A)	Remover – Mainshaft Circlip	41
18G.1200	Replacer – Rear Axle Shaft Inner and Outer Oil Seal	100
18G.1201	Remover – Rocker Type Switches	106
18G.1202	Spanner – Upper Arm Bush Retainer	73
18G.1203	Replacer – First Motion Shaft Oil Seal	41
18G.1205	Flange Wrench – Propellor Shaft	24, 41, 100
18G.1207	Remover – Rocker Type Switches	107
18G.1208	Dummy Layshaft	41
18G.1209	Replacer – Layshaft Needle Bearing Retaining Rings	41
18G.1211	Remover – First Motion Shaft Bearing	41
18G.1213	Expander – Clutch Operating Lever	24
18G.1214	Remover/Replacer – Clutch Throw-Out Bearing	24
18G.1215	Spanner – First Motion Shaft Bearing Retaining Nut	41
18G.1216	Remover/Replacer – First Motion Shaft Needle Roller Bearing	42
18G.1217	Replacer – Differential Gear Circlip	100
18G.1218	Tappet Retaining Clips	25
18G.1219	Remover/Replacer – Governor Retaining Ring	55
18G.1220	Spanner – Output Shaft Nut	56
18G.1221	Replacer – Top and Reverse Clutch Piston and Seal	56
18G.1222	Remover – Convertor	56

INDEX

Tool No.	Description	Page
18G.1223	Replacer — Forward Clutch Needle Bearing ...	56
18G.1224	Replacer — Forward Clutch Piston Seal ...	56
18G.1225	Remover — Converter Oil Seal ...	56
18G.1226	Engine Adaptor Plate — Alignment Gauge ...	25, 56
18G.1227	Reamer — Valve Guide — O/S ...	25
18G.1228	Centralizer — Clutch Housing Cover ...	25
18G.1234	Kickdown Linkage Setting Kit ...	57
18G.1235	Crowfoot Spanner (Special) ...	73
18G.1236	Protector and Replacer — Selector Shaft Seal ...	42, 100
18G.1237	Crowfoot Spanner (Special) ...	73
18G.1238	Replacer — Final Drive End Cover Seal ...	42, 100
18G.1239	Remover/Replacer — Lower Arm Spherical Bush ...	74, 100
18G.1240	Remover — Drive Shaft Assembly ...	100
18G.1241	Compressor — Drive Shaft Circlip ...	101
18G.1242	Remover/Replacer — Rear Suspension Arm Bush ...	101
18G.1243	Seperator — Drive Shaft from Inboard Joint ...	101
18G.1244	Hydragas Unit Test Pipe ...	74, 101
18G.1245	Setting Gauge — Front Suspension ...	74
18G.1246	Remover — Converter ...	57
18G.1247	Alignment Gauge — Clutch Housing Cover ...	25
18G.1248	Adaptor Set — Power Steering Pump ...	74
18G.1249	Spanner — Glove Box Lock ...	107
18G.1250	Remover — Oil Seal ...	42
18G.1251	Assembly Tool — Inboard Joint Boot Clip Internal ...	74
18G.1252	Remover/Replacer — Lower Arm Bush ...	74
18G.1253	Guide — Reamer — Idler Gear Bush ...	42
C.2030	Brake Servo Tool ...	85
3072	Impact Remover ...	25, 42, 101
S.4221A-5A	Adaptor — Remover/Replacer — F. S. Coil Spring ...	74
S.4221A-7B	Adaptor — Remover/Replacer — Inner Axle Shaft Bearing ...	101
S.4221A-10	Adaptor — Remover/Replacer — Differential Bearing ...	101
S.4221A-11	Adaptor — Remover/Replacer — Pinion Bearing Cone ...	102
S.4221A-15A	Adaptor — Remover/Replacer — Gearbox Ball Race ...	42
S.4221A-16	Adaptor — Remover/Replacer — Outer Taper Bearing ...	102
S.4221A-17	Adaptor — Remover/Replacer — Pinion Head Bearing ...	102
S.4221A-19	Adaptor — Remover/Replacer — Gearbox Mainshaft Ball Race ...	43
S.4221A-21	Remover — Axle Shaft Bearing ...	85
S.4235A-1	Remover — Axle Shaft ...	102
S.4235A-8	Adaptor — Remover — Input Shaft Oil Seal and Bearing ...	43
S.4235A-9	Adaptor — Remover — Transmission Shaft ...	43, 102
S.4235A-10	Remover — Water Pump Assembly ...	25
P.5045	Compressor — Rear Coil Spring ...	75, 102
JD.6118C	Compressor — Valve Spring ...	26
6312A (18G.2)	Two-Legged Puller ...	57
262757A	Extractor — Differential Pinion Bearing ...	102
262758	Press Block — Pinion Bearing ...	103
274401	Drift — Remover — Exhaust Valve Guide ...	26
275870	Remover — Axle Shaft Bearing ...	103
511041	Replacer — Ball Swivel Rubber Boot ...	75
530102	Spanner Dog Nut and Differential Pinion Nut ...	26
530105	Spanner — Differential Overhaul ...	103
530106	Bracket — Dial Indicator Gauge ...	107
541884	Adaptor — Remover — Hub Bearing ...	85
541885	Adaptor Cones — Remover — Pinion Bearing ...	103
565446	Remover — Steering Ball Joints ...	75
600192	Adaptor Cones — Remover — Differential Bearing ...	103
600287	Drift — Remover — Valve Guide (Inlet) ...	26
600288	Fitting Tool — Exhaust Valve Seats ...	26

INDEX

Tool No.	Description	Page
600304	Retainer Rods – Front Road Springs	75
600358	Fitting Tool – Door Sealing Rubbers	107
600447	Torque Wrench Adaptor – Pinion Splines	103
600504	Adjusting Spanner – Carburetter	26
600571	Welding and Checking Fixture – Front Suspension Brackets	107
600572	Welding and Checking Fixture – Front Upper Valance R.H.	107
600573	Welding and Checking Fixture – Front Upper Valance	107
600596	Alignment Rod – Front Upper Valance Panels	108
600958	Drift – Replacer – Valve Guide (Inlet)	26
600959	Drift – Replacer – Exhaust Valve Guide	27
600962	Remover – Bottom Ball Joint	75
600963	Engine Sling	27
600965	Distance Piece – Valve Clearance Setting	27
600966	Bench Stand – Cylinder Head	27
600967	Spanner – Remover – Choke and Fuel Reverse Cables	27
600968	Gauge – Pinion Preload	103
600969	Mandrel – Clutch Plate	27
601313	'C' Spanner – Camshaft	27
601476	Extractor – Ball Swivels	75
601942	Spanner – Head, Fog, Interior and Wiper Switches	108
601943	Spanner – Ignition Switch	108
601952	Spanner – Glove Box Lock	108
605004	Setting Gauge – Differential Pinion	104
605008	Plunger – Remover – Differential Drive Shaft Collar	104
605022	Mandrel – Clutch Plate	28
605052	Remover – Immersion Heater	28
605099	Location Tool – Gear Change Lever	43
605227	Compressor – Shock Absorber and Stabiliser Rod	75, 104
605330	Carburetter Balancing Device	28
605350	Remover/Replacer – Gudgeon Pin	28
605351	Connecting Rod Bolt Guide Tool	28
605486	Welding and Checking Fixture – Front Lower Valance and Dash	108
605571	Checking Tool – Steering Box Location	108
605641	Adaptor – Remover – Final Drive Disc Brake Shaft	104
605774	Distance Piece – Valve Guide	28
605927	Spanner – Carburetter Adjustment	28
606328	Adjuster – Front Brake Band	57
606435	Spanner – Hub Adjusting	85
606456	Support Leg – Front Suspension	108
606457	Checking Fixture – Front Lower Valance	109
606600	'C' Spanner – Steering Box Locknut Screw	76
606601	Peg Spanner – Steering Box Adjusting Screw	76
606602	Ring Expander – Steering Box Valve Worm Seals	76
606603 (JD.33)	Ring Compressor – Steering Box Valve Worm Seals	76
606604 (JD.34)	Seal Saver – Steering Box Selector Shaft	76
606605 (JD.35)	Seal Saver – Steering Box Input Shaft	76

STANDARD CONDITIONS OF SALE

1. QUOTATIONS

These are subject to acceptance by return of post unless otherwise stated and are not binding on us until we have accepted the order in writing. Any quotation we give applies only to the inquiry in reply to which it was given and not to any future inquiry and is subject to Condition 2 hereof.

2. PRICES AND DISCOUNTS

All prices and discounts are subject to revision without notice and, unless otherwise stated by us in writing, will be those in force at the date the goods in question are despatched.

3. GUARANTEE

In lieu of any express or implied statutory or other warranties, guarantees, conditions or liabilities (whether as to fitness, quality, standard of workmanship or otherwise) which are hereby excluded, the following provisions shall apply:

- (a) The purchaser shall not be entitled to rescind this contract or to claim damages on the grounds of any statement whatsoever as to the suitability of the goods for any particular purpose and the purchaser assumes responsibility for the capacity and performance of the goods being sufficient and suitable for his purpose and for his premises being suited to the installation and operation of the plant and the machinery. The purchaser agrees and confirms that apart from the express terms of this contract no statement or representation has been made by the Company relating to the goods to be supplied under this contract or if any has been made he has not relied on it.
- (b) Items returned to the Company's works within six months from the date of delivery and which, subject to proper use and maintenance, shall upon examination be proved to the Company's satisfaction to have been defective will be replaced free of charge exclusive of fitting costs, at original point of delivery.
- (c) The Company's liability in respect of any defect whether of quality, suitability of performance or otherwise in any goods supplied or for any loss, injury or consequential damage attributable thereto is limited to the terms of this guarantee and the purchaser hereby acknowledges:
 - (i) that it purchased the goods in a competitive market and that the bargaining strength of the Company was in no way a relevant factor in the purchase of the goods from the Company:
 - (ii) that the purchaser knows the extent of the meaning of this condition and the limitations thereby imposed by it upon Sections 13, 14 and 15 of the Sale of Goods Act, 1893.

4. PAYMENT

Except where otherwise stated in our invoice or agreed in writing, our terms are net cash and payment is due on presentation of the invoice. Where we have agreed to open an account with the buyer our terms are net cash payable monthly.

5. DELIVERY DATE

We shall not be liable in any way should we suspend or delay delivery in whole or in part because of or in anticipation of shortage of supplies, Government Regulations, force majeure, or of any reason or cause whatsoever preventing or hindering or likely to prevent or hinder us from buying, receiving into our stores, selling, packing or delivering by normal means of delivery, and in no case whatsoever are we liable for any consequential or indirect damage to the buyer due to delay in delivery.

6. CASES

The buyer will be charged for cases but will be fully credited therewith when they are returned carriage paid and in good condition.

7. RETURN OF GOODS

Goods may only be returned after our prior agreement in writing and only in exceptional circumstances will we agree to the return of goods obtained to a buyer's specification. Goods returned as aforesaid must be in good condition and sent carriage paid, with an advice note describing the goods and stating the buyer's order number.

8. CLAIMS

Claims in respect of goods damaged in transit or in respect of short delivery will only be accepted if reported in writing to us or to the carrier within 2 days of arrival and, in respect of non-arrival, within 10 days of receipt of advice or delivery note or invoice.

9. SEPARABILITY

Any failure by us in respect of one delivery shall not entitle the buyer to treat the contract as repudiated, each delivery being for such purpose deemed a separate contract.

10. PASSING OF PROPERTY

The property and the risk in the goods shall remain in us until delivery to the buyer or his agent. In the absence of written notice from the buyer to us and the carriers as prescribed in Condition 5 hereof, the goods shall be deemed to have been delivered complete and in satisfactory condition.

11. RIGHT TO TERMINATE

If the buyer breaks any of these conditions or becomes insolvent or subject to any law relating to bankrupts or being a corporation goes into liquidation whether voluntary or compulsory, we may suspend deliveries or by notice to the buyer terminate the contract and such termination shall be without prejudice to any other rights or remedies to which we may be entitled.